


4423 m.

JEREZ MOTOGP™ OFFICIAL TEST**Day 2 Session 1****Classification****6**

	Rider	Nation	Team	Motorcycle	Time	Lap Total	Gap	Top Speed
1	63 Francesco BAGNAIA	ITA	Ducati Lenovo Team	DUCATI	1'36.872	12 42		295.8
2	20 Fabio QUARTARARO	FRA	Monster Energy Yamaha MotoGP	YAMAHA	1'37.324	67 68	0.452 0.452	291.8
3	42 Alex RINS	SPA	Team SUZUKI ECSTAR	SUZUKI	1'37.423	54 59	0.551 0.099	292.6
4	44 Pol ESPARGARO	SPA	Repsol Honda Team	HONDA	1'37.496	46 46	0.624 0.073	291.8
5	12 Maverick VIÑALES	SPA	Aprilia Racing	APRILIA	1'37.622	67 73	0.750 0.126	293.4
6	36 Joan MIR	SPA	Team SUZUKI ECSTAR	SUZUKI	1'37.634	59 69	0.762 0.012	291.1
7	30 Takaaki NAKAGAMI	JPN	LCR Honda IDEMITSU	HONDA	1'37.672	4 36	0.800 0.038	290.3
8	23 Enea BASTIANINI	ITA	Team Gresini Racing MotoGP	DUCATI	1'37.698	20 25	0.826 0.026	296.7
9	43 Jack MILLER	AUS	Ducati Lenovo Team	DUCATI	1'37.717	38 39	0.845 0.019	296.7
10	73 Alex MARQUEZ	SPA	LCR Honda CASTROL	HONDA	1'37.760	56 56	0.888 0.043	292.6
11	33 Brad BINDER	RSA	Red Bull KTM Factory Racing	KTM	1'37.942	45 46	1.070 0.182	291.1
12	10 Luca MARINI	ITA	VR46 Racing Team	DUCATI	1'38.025	11 56	1.153 0.083	291.1
13	4 Andrea DOVIZIOSO	ITA	WithU Yamaha RNF MotoGP Tea	YAMAHA	1'38.029	54 58	1.157 0.004	288.7
14	88 Miguel OLIVEIRA	POR	Red Bull KTM Factory Racing	KTM	1'38.085	6 52	1.213 0.056	289.5
15	21 Franco MORBIDELLI	ITA	Monster Energy Yamaha MotoGP	YAMAHA	1'38.100	5 30	1.228 0.015	288.0
16	41 Aleix ESPARGARO	SPA	Aprilia Racing	APRILIA	1'38.149	47 55	1.277 0.049	291.8
17	5 Johann ZARCO	FRA	Pramac Racing	DUCATI	1'38.160	20 65	1.288 0.011	297.5
18	89 Jorge MARTIN	FRA	Pramac Racing	DUCATI	1'38.435	11 34	1.563 0.275	298.3
19	49 Fabio DI GIANNANTONIO	ITA	Team Gresini Racing MotoGP	DUCATI	1'38.528	43 45	1.656 0.093	290.3
20	25 Raul FERNANDEZ	SPA	Tech 3 KTM Factory Racing	KTM	1'38.691	53 55	1.819 0.163	288.0
21	32 Lorenzo SAVADORI	ITA	Aprilia Racing Test Team	APRILIA	1'38.724	45 50	1.852 0.033	288.0
22	87 Remy GARDNER	AUS	Tech 3 KTM Factory Racing	KTM	1'38.728	62 64	1.856 0.004	289.5
23	50 Sylvain GUINTOLI	FRA	Suzuki Test Team	SUZUKI	1'39.040	54 56	2.168 0.312	288.7
24	26 Dani PEDROSA	SPA	Red Bull KTM Factory Racing	KTM	1'39.185	45 58	2.313 0.145	292.6
25	72 Marco BEZZECCHI	ITA	VR46 Racing Team	DUCATI	1'39.312	54 62	2.440 0.127	291.1
26	40 Darryn BINDER	RSA	WithU Yamaha RNF MotoGP Tea	YAMAHA	1'39.941	53 53	3.069 0.629	286.4
No time set								
	6 Stefan BRADL	GER	Honda Racing Corporation	HONDA				
	82 Mika KALLIO	FIN	Red Bull KTM Factory Racing	KTM				
	85 Takuya TSUDA	JPN	Suzuki Test Team	SUZUKI				

Practice condition: **Dry**Air: **21°**Humidity: **48%**Ground: **18°**

Fastest Lap:	Lap: 12	Francesco BAGNAIA	1'36.872	164.3 Km/h
Best Race Lap:	2021	Fabio QUARTARARO	1'37.770	162.8 Km/h
All Time Lap Record:	2020	Maverick VIÑALES	1'36.584	164.8 Km/h

The results are provisional until the end of the limit for protest and appeals.

Time limit for protest expires 30' after publication of the results - Time:

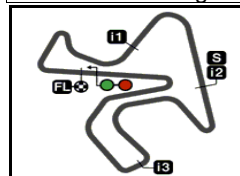
These data/results cannot be reproduced, stored and/or transmitted in whole or in part by any manner of electronic, mechanical, photocopying, recording, broadcasting or otherwise now known or herein after developed without the previous express consent by the copyright owner, except for reproduction in daily press and regular printed publications on sale to the public within 60 days of the event related to those data/results and always provided that copyright symbol appears together as follows below.

© DORNA, 2022

Official MotoGP Timing by TISSOT
www.motogp.com


Jerez de la Frontera, Friday, November 19, 2021





4423 m.

JEREZ MOTOGP™ OFFICIAL TEST**Day 2 Session 1****Combined Free Practice Times****7**

	Rider	Nation	Team	MOTORCYCLE	FP1	FP2	Gap
1	63 F.BAGNAIA	ITA	Ducati Lenovo Team	DUCATI	1'37.415 47	1'36.872 12	
2	30 T.NAKAGAMI	JPN	LCR Honda IDEMITSU	HONDA	1'37.313 51	1'37.672 4	0.441 0.441
3	20 F.QUARTARARO	FRA	Monster Energy Yamaha MotoGP	YAMAHA	1'38.020 34	1'37.324 67	0.452 0.011
4	5 J.ZARCO	FRA	Pramac Racing	DUCATI	1'37.356 78	1'38.160 20	0.484 0.032
5	23 E.BASTIANINI	ITA	Team Gresini Racing MotoGP	DUCATI	1'37.402 38	1'37.698 20	0.530 0.046
6	42 A.RINS	SPA	Team SUZUKI ECSTAR	SUZUKI	1'37.810 28	1'37.423 54	0.551 0.021
7	44 P.ESPARGARO	SPA	Repsol Honda Team	HONDA	1'38.165 19	1'37.496 46	0.624 0.073
8	12 M.VIÑALES	SPA	Aprilia Racing	APRILIA	1'37.674 56	1'37.622 67	0.750 0.126
9	36 J.MIR	SPA	Team SUZUKI ECSTAR	SUZUKI	1'38.194 59	1'37.634 59	0.762 0.012
10	43 J.MILLER	AUS	Ducati Lenovo Team	DUCATI	1'38.002 53	1'37.717 38	0.845 0.083
11	73 A.MARQUEZ	SPA	LCR Honda CASTROL	HONDA	1'38.288 74	1'37.760 56	0.888 0.043
12	21 F.MORBIDELLI	ITA	Monster Energy Yamaha MotoGP	YAMAHA	1'37.884 46	1'38.100 5	1.012 0.124
13	33 B.BINDER	RSA	Red Bull KTM Factory Racing	KTM	1'38.086 54	1'37.942 45	1.070 0.058
14	10 L.MARINI	ITA	VR46 Racing Team	DUCATI	1'38.149 50	1'38.025 11	1.153 0.083
15	4 A.DOVIZIOSO	ITA	WithU Yamaha RNF MotoGP Team	YAMAHA	1'38.598 40	1'38.029 54	1.157 0.004
16	88 M.OLIVEIRA	POR	Red Bull KTM Factory Racing	KTM	1'38.312 61	1'38.085 6	1.213 0.056
17	41 A.ESPARGARO	SPA	Aprilia Racing	APRILIA	1'38.207 18	1'38.149 47	1.277 0.064
18	89 J.MARTIN	SPA	Pramac Racing	DUCATI	1'38.152 52	1'38.435 11	1.280 0.003
19	49 F.DI GIANNANTO	ITA	Team Gresini Racing MotoGP	DUCATI	1'39.628 48	1'38.528 43	1.656 0.376
20	25 R.FERNANDEZ	SPA	Tech 3 KTM Factory Racing	KTM	1'39.083 56	1'38.691 53	1.819 0.163
21	32 L.SAVADORI	ITA	Aprilia Racing Test Team	APRILIA	1'39.727 25	1'38.724 45	1.852 0.033
22	87 R.GARDNER	AUS	Tech 3 KTM Factory Racing	KTM	1'40.170 34	1'38.728 62	1.856 0.004
23	50 S.GUINTOLI	FRA	Suzuki Test Team	SUZUKI	1'39.496 20	1'39.040 54	2.168 0.312
24	26 D.PEDROSA	SPA	Red Bull KTM Factory Racing	KTM		1'39.185 45	2.313 0.145
25	82 M.KALLIO	FIN	Red Bull KTM Factory Racing	KTM	1'39.276 6		2.404 0.091
26	72 M.BEZZECCHI	ITA	VR46 Racing Team	DUCATI	1'40.732 52	1'39.312 54	2.440 0.036
27	40 D.BINDER	RSA	WithU Yamaha RNF MotoGP Team	YAMAHA	1'41.749 35	1'39.941 53	3.069 0.629
28	85 T.TSUDA	JPN	Suzuki Test Team	SUZUKI	1'40.936 22		4.064 0.995
	6 S.BRADL	GER	Honda Racing Corporation	HONDA			

Pole Position Record:	2020	Fabio QUARTARARO	1'36.705	164.6 Km/h
Best Race Lap:	2021	Fabio QUARTARARO	1'37.770	162.8 Km/h
All Time Lap Record:	2020	Maverick VIÑALES	1'36.584	164.8 Km/h

The results are provisional until the end of the limit for protest and appeals.

Time limit for protest expires 60' after publication of the results - Time:

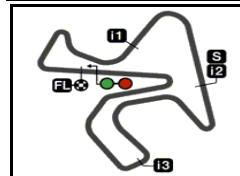
These data/results cannot be reproduced, stored and/or transmitted in whole or in part by any manner of electronic, mechanical, photocopying, recording, broadcasting or otherwise now known or herein after developed without the previous express consent by the copyright owner, except for reproduction in daily press and regular printed publications on sale to the public within 60 days of the event related to those data/results and always provided that copyright symbol appears together as follows below.

© DORNA, 2022

Official MotoGP Timing by **TISSOT**
www.motogp.com

Jerez de la Frontera, Friday, November 19, 2021





4423 m.

JEREZ MOTOGP™ OFFICIAL TEST**Day 2 Session 1****Top Speed & Average****8**

Rider	Nation	Motorcycle	Top 5 speeds					Average	Top
89 Jorge MARTIN	SPA	DUCATI	298.3	296.7	296.7	296.7	295.8	296.8	298.3
5 Johann ZARCO	FRA	DUCATI	297.5	297.5	296.7	296.7	296.7	297.0	297.5
23 Enea BASTIANINI	ITA	DUCATI	296.7	295.8	295.0	295.0	294.2	295.0	296.7
43 Jack MILLER	AUS	DUCATI	296.7	296.7	296.7	295.8	295.8	296.3	296.7
63 Francesco BAGNAIA	ITA	DUCATI	295.8	295.0	295.0	295.0	295.0	295.2	295.8
12 Maverick VIÑALES	SPA	APRILIA	293.4	292.6	292.6	292.6	292.6	292.7	293.4
26 Dani PEDROSA	SPA	KTM	292.6	291.8	291.8	291.8	291.8	291.9	292.6
42 Alex RINS	SPA	SUZUKI	292.6	292.6	291.8	291.8	291.1	292.0	292.6
73 Alex MARQUEZ	SPA	HONDA	292.6	291.1	291.1	291.1	291.1	291.4	292.6
20 Fabio QUARTARARO	FRA	YAMAHA	291.8	291.1	290.3	290.3	290.3	290.8	291.8
41 Aleix ESPARGARO	SPA	APRILIA	291.8	291.8	291.8	291.8	291.1	291.4	291.8
44 Pol ESPARGARO	SPA	HONDA	291.8	291.8	291.1	291.1	290.3	290.7	291.8
10 Luca MARINI	ITA	DUCATI	291.1	291.1	291.1	290.3	290.3	290.8	291.1
33 Brad BINDER	RSA	KTM	291.1	289.5	288.7	288.0	288.0	288.7	291.1
36 Joan MIR	SPA	SUZUKI	291.1	291.1	291.1	290.3	290.3	290.6	291.1
72 Marco BEZZECCHI	ITA	DUCATI	291.1	291.1	291.1	291.1	290.3	290.6	291.1
30 Takaaki NAKAGAMI	JPN	HONDA	290.3	288.0	287.2	287.2	287.2	288.0	290.3
49 Fabio DI GIANNANTONIO	ITA	DUCATI	290.3	290.3	290.3	289.5	289.5	289.7	290.3
87 Remy GARDNER	AUS	KTM	289.5	289.5	288.0	288.0	288.0	288.6	289.5
88 Miguel OLIVEIRA	POR	KTM	289.5	288.7	288.0	287.2	287.2	287.7	289.5
4 Andrea DOVIZIOSO	ITA	YAMAHA	288.7	288.0	288.0	288.0	287.2	287.7	288.7
50 Sylvain GUINTOLI	FRA	SUZUKI	288.7	288.7	288.7	288.7	288.0	288.4	288.7
21 Franco MORBIDELLI	ITA	YAMAHA	288.0	288.0	288.0	286.4	286.4	287.1	288.0
25 Raul FERNANDEZ	SPA	KTM	288.0	287.2	286.4	286.4	285.7	286.4	288.0
32 Lorenzo SAVADORI	ITA	APRILIA	288.0	286.4	284.9	284.9	284.9	285.8	288.0
40 Darryn BINDER	RSA	YAMAHA	286.4	284.9	284.9	284.9	284.9	285.1	286.4

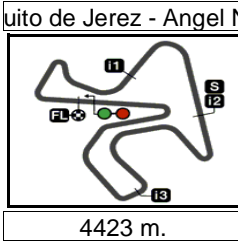
These data/results cannot be reproduced, stored and/or transmitted in whole or in part by any manner of electronic, mechanical, photocopying, recording, broadcasting or otherwise now known or herein after developed without the previous express consent by the copyright owner, except for reproduction in daily press and regular printed publications on sale to the public within 60 days of the event related to those data/results and always provided that copyright symbol appears together as follows below.

© DORNA, 2022

Official MotoGP Timing by TISSOT
www.motogp.com



Jerez de la Frontera, Friday, November 19, 2021

**JEREZ MOTOGP™ OFFICIAL TEST****Day 2 Session 1****Chronological Analysis of Performances****9**

* Lap / Sector time cancelled

T1 Time from finish line to 1st intermediate

T3 Time from 2nd intermed. to 3rd intermed.

P Crossing the finish line in pit lane

T2 Time from 1st intermed. to 2nd intermed.

T4 Time from 3rd intermediate to finish line

Lap	Lap Time	T1	T2	T3	T4	Speed	Lap	Lap Time	T1	T2	T3	T4	Speed		
1st 63	Francesco BAGNAI Ducati Lenovo Team ITA Runs=8 Total laps=43 Full laps=27							2nd 20	Fabio QUARTARAR Monster Energy Yama FRA Runs=12 Total laps=68 Full laps=44						
1	36'35.345	31.640	15.695	31.856	31.120	283.4	1	50'38.397	30.103	15.317	30.828	31.109	283.4		
2	1'40.564	25.006	14.714	30.267	30.577	291.8	2	1'38.968	24.880	14.434	29.617	30.037	288.0		
3	1'39.564	24.832	14.546	29.894	30.292	290.3	3	1'38.096	24.537	14.378	29.360	29.821	289.5		
4	<u>1'37.607</u> P	24.732	14.482	31.696	26.697	290.3	4	1'37.905	24.449	14.297	29.347	29.812	289.5		
5	1'47.511	30.635	15.219	30.818	30.839	288.7	5	1'37.816	24.475	14.269	29.324	29.748	289.5		
6	1'39.253	24.743	14.548	29.676	30.286	291.8	6	<u>1'41.189</u> P	27.265	15.464	31.508	26.952	243.7		
7	1'38.616	24.607	14.479	29.432	30.098	293.4	7	1'51.206	30.657	15.077	33.887	31.585	287.2		
8	1'38.383	24.522	14.417	29.313	30.131	292.6	8	1'39.494	24.956	14.511	29.796	30.231	288.7		
9	<u>1'38.308</u> P	26.398	15.155	30.784	25.971	283.4	9	1'38.960	24.947	14.392	29.630	29.991	288.7		
10	1'46.029	29.340	15.053	31.055	30.581	286.4	10	1'42.017	26.654	15.351	29.943	30.069	288.0		
11	1'37.810	24.459	14.266	29.316	29.769	293.4	11	1'38.362	24.672	14.315	29.412	29.963	291.8		
12	1'36.872	24.161	14.171	28.988	29.552	295.0	12	<u>1'38.938</u> P	26.434	14.717	31.156	26.631	288.7		
13	1'38.624	25.110	14.251	29.319	29.944	295.8	13	1'47.806	30.278	15.371	31.125	31.032	284.2		
14	1'37.343	24.278	14.250	29.142	29.673	295.0	14	1'40.140	25.156	14.580	29.962	30.442	284.2		
15	<u>1'35.715</u> P	25.191	14.699	30.412	25.413	290.3	15	1'42.587	27.375	14.939	30.230	30.043	268.6		
16	1'49.281	32.011	15.338	31.144	30.788	284.2	16	1'38.761	24.810	14.404	29.467	30.080	288.7		
17	1'38.371	24.595	14.208	29.633	29.935	295.0	17	1'38.669	24.676	14.369	29.550	30.074	288.0		
18	1'37.720	24.349	14.228	29.165	29.978	294.2	18	1'38.591	24.664	14.409	29.500	30.018	288.7		
19	1'38.298	24.613	14.345	29.331	30.009	293.4	19	1'38.844	24.682	14.438	29.587	30.137	286.4		
20	1'37.996	24.563	14.270	29.280	29.883	293.4	20	<u>1'42.434</u> P	28.377	15.576	31.231	27.250	273.4		
21	<u>1'41.466</u> P	26.198	18.317	31.510	25.441	284.2	21	1'47.489	30.605	15.174	30.925	30.785	284.2		
22	1'47.096	29.767	15.337	31.063	30.929	288.0	22	1'39.992	25.463	14.475	29.713	30.341	286.4		
23	1'39.220	24.876	14.464	29.582	30.298	291.1	23	1'38.490	24.771	14.261	29.573	29.885	289.5		
24	1'38.272	24.543	14.345	29.266	30.118	291.8	24	1'38.271	24.614	14.271	29.355	30.031	288.7		
25	1'41.406	26.755	14.748	29.658	30.245	291.8	25	1'37.823	24.441	14.244	29.317	29.821	288.7		
26	<u>1'41.920</u> P	30.714	15.030	29.932	26.244	290.3	26	1'37.761	24.516	14.234	29.228	29.783	289.5		
27	2'03.844	45.142	15.339	32.452	30.911	289.5	27	<u>1'41.841</u> P	27.994	16.252	31.068	26.527	283.4		
28	1'39.679	25.029	14.595	29.793	30.262	288.0	28	<u>1'50.171</u>	31.464	15.306	30.523	32.878	284.9		
29	1'38.476	24.646	14.330	29.555	29.945	294.2	29	39'24.307	30.140	15.266	31.224	32.168	284.9		
30	1'38.685	24.845	14.361	29.397	30.082	295.0	30	<u>1'36.561</u> P	25.988	14.662	30.129	25.782	287.2		
31	1'39.335	25.430	14.404	29.465	30.036	291.8	31	1'48.529 *	30.230	15.320	31.386	31.593	282.7		
32	1'38.007	24.511	14.404	29.253	29.839	292.6	32	1'39.658	25.194	14.621	29.689	30.154	282.7		
33	<u>1'39.621</u> P	26.840	14.964	31.397	26.420	281.9	33	1'39.090	24.699	14.408	29.742	30.241	285.7		
34	1'47.771	31.723	15.089	30.362	30.597	287.2	34	1'38.565	24.809	14.406	29.386	29.964	285.7		
35	1'38.416	24.618	14.408	29.422	29.968	292.6	35	1'38.416	24.648	14.329	29.410	30.029	288.7		
36	1'38.034	24.462	14.361	29.296	29.915	291.8	36	1'38.382	24.561	14.333	29.356	30.132	288.0		
37	1'37.992	24.461	14.324	29.230	29.977	293.4	37	1'38.528 P	24.552	14.368	33.897	25.711	288.7		
38	1'37.888	24.422	14.353	29.236	29.877	292.6	38	1'47.976 *	30.933	15.264	30.737	31.042	283.4		
39	<u>1'37.291</u> P	26.236	14.884	30.647	25.524	288.0	39	1'39.927	25.035	14.674	29.879	30.339	280.5		
40	1'45.114	30.043	14.885	30.028	30.158	293.4	40	1'39.173	24.869	14.447	29.639	30.218	287.2		
41	1'37.742	24.464	14.303	29.142	29.833	294.2	41	1'38.993	24.869	14.536	29.502	30.086	285.7		
42	1'37.581	24.329	14.189	29.027	30.036	294.2	42	1'36.160 P	26.793	14.673	29.678	25.016	287.2		
	PIT	24.488	14.732	32.859	25.714	283.4	43	1'48.928 *	30.515	15.220	31.196	31.997	281.9		

Fastest Lap: Francesco BAGNAIA Ducati Lenovo Team ITA **1'36.872** 24.161 14.171 28.988 29.552

These data/results cannot be reproduced, stored and/or transmitted in whole or in part by any manner of electronic, mechanical, photocopying, recording, broadcasting or otherwise now known or herein after developed without the previous express consent by the copyright owner, except for reproduction in daily press and regular printed publications on sale to the public within 60 days of the event related to those data/results and always provided that copyright symbol appears together as follows below.
© DORNA, 2022



Day 2 Session 1

MotoGP

Lap	Lap Time	T1	T2	T3	T4	Speed	Lap	Lap Time	T1	T2	T3	T4	Speed		
22	1'39.962	24.798	14.489	30.133	30.542	288.0	28	1'38.720	24.820	14.354	29.541	30.005	291.8		
23	1'38.900	24.769	14.479	29.546	30.106	288.0	29	1'40.815	24.735	14.377	29.549	32.154	291.8		
24	1'38.650	24.629	14.463	29.503	30.055	290.3	30	1'40.403 P	24.899	15.724	32.530	27.250	275.5		
25	1'38.412	24.643	14.350	29.396	30.023	290.3	31	1'44.740	28.901	14.843	30.346	30.650	286.4		
26	1'48.333 P	33.390	15.816	31.700	27.427	254.1	32	1'41.387	25.269	15.534	30.214	30.370	277.6		
27	1'50.160	33.022	15.104	31.144	30.890	274.8	33	1'38.575 P	24.922	14.884	32.041	26.728	272.7		
28	1'41.525	25.112	14.584	31.167	30.662	283.4	34	1'46.534	29.541	15.050	30.794	31.149	282.7		
29	1'38.815	24.739	14.406	29.561	30.109	289.5	35	1'40.747	25.411	14.736	30.097	30.503	285.7		
30	1'38.586	24.766	14.411	29.439	29.970	288.7	36	1'39.813	25.052	14.611	29.824	30.326	285.7		
31	2'01.367 P	24.647	14.334	29.274	53.112	289.5	37	1'38.836 P	25.039	16.219	31.028	26.550	266.0		
32	1'47.175 *	30.595	14.978	30.652	30.950*	283.4	38	1'45.746	29.553	14.949	30.577	30.667	284.9		
33	1'40.684	25.463	14.576	30.018	30.627	286.4	39	1'39.287 P	24.900	14.510	31.623	28.254	288.7		
34	1'39.645 *	24.821*	14.534	29.684	30.602	287.2	40	1'45.891	29.416	15.022	30.812	30.641	284.9		
35	1'35.232 P	24.733	14.336	29.499	26.664	288.7	41	1'39.715	25.004	14.536	29.839	30.336	287.2		
36	1'48.332	32.617	14.874	30.210	30.631	286.4	42	1'39.456	24.934	14.571	29.682	30.269	288.7		
37	1'39.131	24.796	14.505	29.591	30.239	288.7	43	1'43.408	28.321	14.862	29.909	30.316	285.7		
38	1'38.645	24.693	14.419	29.449	30.084	288.7	44	1'38.188 P	24.993	14.572	31.693	26.930	288.0		
39	1'38.302	24.549	14.328	29.236	30.189	290.3	45	1'43.644	29.124	14.644	29.858	30.018	288.7		
40	1'38.329	24.531	14.387	29.329	30.082	289.5	46	1'38.221	24.624	14.316	29.369	29.912	289.5		
41	1'38.218	24.580	14.380	29.274	29.984	290.3	47	1'37.659	24.456	14.239	29.227	29.737	291.1		
42	1'36.133 P	24.517	14.393	29.480	27.743	290.3	48	1'38.536 P	26.974	14.792	30.347	26.423	289.5		
43	1'44.924	29.434	14.698	30.173	30.619	287.2	49	1'43.645	29.041	14.686	29.838	30.080	289.5		
44	1'38.574	24.581	14.403	29.310	30.280	290.3	50	1'38.407	24.706	14.305	29.452	29.944	291.1		
45	1'37.657	24.373	14.292	29.202	29.790	290.3	51	1'39.833	25.889	14.473	29.554	29.917	288.7		
46	1'37.496	24.339	14.316	29.073	29.768	290.3	52	1'36.007 P	24.588	14.357	30.121	26.941	290.3		
PIT		27.958	15.912	32.035	27.552	262.1	53	1'45.954	29.605	14.838	30.655	30.856	288.7		
5th 12		Maverick VIÑALES Aprilia Racing SPA				Runs=16 Total laps=74 Full laps=42		54	1'38.767	24.804	14.408	29.600	29.955	290.3	
1	33'09.675	30.463	15.001	30.758	30.881	287.2	55	1'39.525	24.724	15.034	29.707	30.060	287.2		
2	1'39.778	25.102	14.499	29.888	30.289	288.7	56	1'38.558	24.635	14.361	29.518	30.044	291.8		
3	1'39.014	24.907	14.358	29.740	30.009	289.5	57	1'43.165	24.710	15.633	31.903	30.919	276.9		
4	1'38.461	24.637	14.441	29.454	29.929	288.7	58	1'35.676 P	24.740	14.363	29.762	26.811	292.6		
5	1'42.215	24.791	14.359	32.425	30.640	291.1	59	1'46.073	30.500	14.640	30.838	30.095	291.8		
6	1'39.191 P	24.945	15.513	31.784	26.949	276.2	60	1'41.721	24.700	14.348	32.449	30.224	292.6		
7	1'46.262	30.106	14.947	30.519	30.690	287.2	61	1'34.842 P	24.835	14.404	29.665	25.938	292.6		
8	1'39.323	24.879	14.513	29.776	30.155	289.5	62	1'43.210	28.307	14.605	30.015	30.283	291.1		
9	1'38.942	24.932	14.363	29.646	30.001	292.6	63	1'38.642	24.780	14.361	29.573	29.928	291.8		
10	1'38.688	24.731	14.003	29.966	29.988		64	1'34.965 P	24.731	14.284	29.559	26.391	293.4		
11	1'38.587	24.750	14.389	29.523	29.925	292.6	65	1'43.889	29.224	14.518	30.036	30.111	289.5		
12	1'40.612 P	27.472	15.103	30.842	27.195	285.7	66	1'37.886	24.484	14.199	29.426	29.777	291.8		
13	1'44.325	28.934	14.793	30.300	30.298	289.5	67	1'37.622	24.416	14.266	29.202	29.738	290.3		
14	1'39.286	24.786	14.406	29.784	30.310	291.1	68	1'37.644	24.440	14.255	29.221	29.728	291.1		
15	1'38.570 P	24.918	15.700	31.468	26.484	242.6	69	1'37.709	24.440	14.238	29.273	29.758	291.8		
16	1'45.078	29.451	14.841	30.580	30.206	288.0	70	1'42.774 P	27.933	15.113	31.913	27.815	284.2		
17	1'39.148	24.748	14.355	30.058	29.987	288.7	71	1'42.971	28.543	14.654	29.787	29.987	290.3		
18	1'38.943	24.968	14.384	29.567	30.024	289.5	72	1'37.964	24.539	14.326	29.267	29.832	288.7		
19	1'38.646	24.706	14.295	29.495	30.150	291.8	73	1'37.791	24.483	14.310	29.238	29.760	291.8		
20	1'38.468	24.815	14.283	29.433	29.937	292.6	PIT		26.393	14.967	30.406	26.367	283.4		
21	1'43.852	27.959	15.092	30.494	30.307	288.7	6th 36		Joan MIR Team SUZUKI ECST SPA						
22	1'35.262 P	24.854	14.373	29.605	26.430	290.3	Runs=15 Total laps=70 Full laps=40		1	30'55.160	31.461	15.069	30.768	30.651	286.4
23	1'46.638	31.732	14.665	30.054	30.187	290.3	2	1'39.209	24.886	14.442	29.557	30.324	288.7		
24	1'38.630	24.744	14.344	29.521	30.021	291.1	3	1'38.187	24.585	14.335	29.285	29.982	289.5		
25	1'38.941	24.727	14.344	29.633	30.237	292.6	4	1'37.907	24.515	14.302	29.229	29.861	289.5		
26	1'42.705	26.474	14.620	30.678	30.933	291.1	5	1'41.371 P	26.351	15.246	31.304	28.470	280.5		
27	1'39.690	25.076	14.388	30.056	30.170	291.1	6	1'46.096	30.300	14.856	30.355	30.585	288.0		

Fastest Lap: Francesco BAGNAIA Ducati Lenovo Team ITA **1'36.872** 24.161 14.171 28.988 29.552

These data/results cannot be reproduced, stored and/or transmitted in whole or in part by any manner of electronic, mechanical, photocopying, recording, broadcasting or otherwise now known or herein after developed without the previous express consent by the copyright owner, except for reproduction in daily press and regular printed publications on sale to the public within 60 days of the event related to those data/results and always provided that copyright symbol appears together as follows below.
© DORNA, 2022

Official MotoGP Timing by TISSOT
www.motogp.com



Day 2 Session 1

MotoGP

Lap	Lap Time	T1	T2	T3	T4	Speed	Lap	Lap Time	T1	T2	T3	T4	Speed
7	1'39.160	24.921	14.432	29.605	30.202	290.3	62	1'38.747	24.767	14.371	29.490	30.119	289.5
8	1'38.710	24.633	14.368	29.594	30.115	288.7	63	1'38.723	24.738	14.381	29.574	30.030	290.3
9	1'39.167	24.982	14.427	29.589	30.169	289.5	64	1'39.457	24.699	14.468	29.921	30.369	284.9
10	1'36.121 P	24.658	14.327	29.537	27.599	288.7	65	1'38.816 P	25.687	14.927	31.359	26.843	284.2
11	1'45.410	30.025	14.721	30.090	30.574	289.5	66	1'46.578	30.873	14.841	30.180	30.684	286.4
12	1'38.758	24.764	14.455	29.429	30.110	289.5	67	1'39.394	24.905	14.520	29.639	30.330	286.4
13	1'39.636	25.378	14.462	29.593	30.203	291.1	68	1'39.030	24.732	14.436	29.577	30.285	288.0
14	1'35.454 P	24.739	14.392	29.466	26.857	289.5	69	1'39.389	24.849	14.475	29.680	30.385	288.7
15	1'46.055	30.555	14.797	30.188	30.515	288.7		PIT	29.232	15.904	31.146	27.647	274.1
16	1'38.916	24.824	14.429	29.392	30.271	290.3	7th 30 Takaaki NAKAGAMI LCR Honda IDEMITS JPN						
17	1'38.741	24.723	14.434	29.465	30.119	289.5	Runs=7 Total laps=37 Full laps=23						
18	1'56.840 P	24.750	14.446	49.657	27.987	290.3	1	42'17.400	34.770	15.948	31.676	31.120	276.2
19	1'48.490	32.471	14.976	30.362	30.681	288.7	2	1'39.771	25.550	14.527	29.539	30.155	287.2
20	1'39.481	24.912	14.472	29.624	30.473	289.5	3	1'37.902	24.609	14.251	29.200	29.842	288.0
21	1'39.266	24.773	14.448	29.667	30.378	289.5	4	1'37.672	24.395	14.254	29.099	29.924	290.3
22	1'39.241	24.832	14.506	29.585	30.318	288.0	5	1'42.587 P	27.055	16.209	31.224	28.099	257.7
23	1'39.852	24.998	14.509	29.713	30.632	288.0	6	1'53.261	33.996	15.797	31.967	31.501	276.2
24	1'43.754 P	28.540	15.109	31.470	28.635	282.7	7	1'39.104	24.987	14.384	29.561	30.172	287.2
25	1'48.802	31.406	15.409	30.843	31.144	282.7	8	1'37.947	24.474	14.332	29.280	29.861	286.4
26	1'40.934	25.325	14.704	30.062	30.843	287.2	9	1'38.581	24.449	14.365	29.289	30.478	286.4
27	1'37.467 P	25.280	14.691	29.806	27.690	284.2	10	1'38.151	24.490	14.336	29.256	30.069	284.9
28	1'47.047	30.878	14.880	30.432	30.857	282.7	11	1'43.032 P	27.488	16.149	32.143	27.252	259.6
29	1'40.174	25.139	14.611	29.794	30.630	285.7	12	1'56.834	34.804	16.927	33.106	31.997	231.2
30	1'39.532	24.999	14.489	29.679	30.365	287.2	13	1'42.175	26.571	14.790	30.325	30.489	281.9
31	1'38.675 P	24.826	14.539	30.197	29.113	288.0	14	1'38.868	24.825	14.481	29.399	30.163	284.2
32	1'50.319	33.901	15.031	30.652	30.735	287.2	15	1'39.550	25.451	14.469	29.555	30.075	284.9
33	1'40.052	25.233	14.538	29.800	30.481	288.0	16	1'38.436	24.626	14.382	29.326	30.102	284.9
34	1'40.088	25.035	14.593	29.707	30.753	289.5	17	1'40.475 P	26.393	15.259	31.336	27.487	274.1
35	1'39.640	25.217	14.582	29.442	30.399	288.7	18	1'48.308	29.883	15.574	31.871	30.980	272.0
36	1'39.053	24.931	14.479	29.421	30.222	289.5	19	1'40.291	25.422	14.636	29.747	30.486	281.9
37	1'41.477 P	26.533	15.450	31.558	27.936	272.7	20	1'38.787	24.783	14.407	29.377	30.220	285.7
38	1'45.818	30.016	14.785	30.327	30.690	288.0	21	1'46.974	30.792	15.530	30.241	30.411	282.7
39	1'39.327	25.010	14.426	29.503	30.388	289.5	22	1'38.588	24.720	14.319	29.465	30.084	285.7
40	1'39.109	24.751	14.458	29.574	30.326	289.5	23	1'38.142	24.530	14.298	29.370	29.944	287.2
41	1'38.119 P	24.720	14.411	29.547	29.441	288.7	24	1'41.774 P	26.640	15.784	31.862	27.488	262.1
42	1'47.936	30.995	15.144	31.049	30.748	284.2	25	1'49.527	31.170	15.494	31.754	31.109	276.9
43	1'39.776	25.002	14.528	29.846	30.400	287.2	26	1'40.255	25.283	14.525	29.889	30.558	281.9
44	1'38.470	24.570	14.378	29.474	30.048	289.5	27	1'38.756	24.647	14.375	29.504	30.230	284.9
45	1'39.226 P	25.951	15.109	31.177	26.989	281.2	28	1'38.605	24.642	14.372	29.385	30.206	284.2
46	1'45.799	30.321	14.782	30.182	30.514	285.7	29	1'39.680 P	25.995	15.460	31.120	27.105	234.2
47	1'39.057	24.852	14.457	29.560	30.188	287.2	30	1'49.460	31.401	15.476	31.443	31.140	278.3
48	1'38.814	24.717	14.430	29.508	30.159	288.7	31	1'39.460	24.997	14.536	29.652	30.275	282.7
49	1'39.033	24.746	14.445	29.606	30.236	288.0	32	1'38.528	24.673	14.375	29.409	30.071	284.9
50	1'39.157	24.746	14.449	29.726	30.236	288.0	33	1'40.045 P	26.198	15.007	32.299	26.541	272.0
51	1'39.083 P	24.779	15.754	31.339	27.211	269.3	34	2'00.462	41.691	16.184	31.637	30.950	275.5
52	1'49.197	34.155	14.782	29.856	30.404	288.0	35	1'38.678	24.919	14.362	29.378	30.019	285.7
53	1'38.793	24.791	14.469	29.476	30.057	288.7	36	1'38.243	24.463	14.443	29.334	30.003	286.4
54	1'38.558	24.667	14.388	29.419	30.084	290.3		PIT	24.465	14.353	29.349	28.970	285.7
55	1'52.385 P	39.638	15.170	30.522	27.055	285.7	8th 23 Enea BASTIANINI Team Gresini Racing ITA						
56	1'50.526	35.026	14.777	30.460	30.263	288.0	Runs=5 Total laps=25 Full laps=16						
57	1'37.923	24.473	14.335	29.216	29.899	291.1	1	53'38.669	31.051	15.098	30.922	30.893	289.5
58	1'37.658	24.401	14.269	29.190	29.798	291.1	2	1'40.063	25.507	14.469	29.850	30.237	295.0
59	1'37.634	24.391	14.265	29.203	29.775	289.5	3	1'38.244	24.713	14.318	29.342	29.871	293.4
60	1'39.834 P	24.583	15.982	32.609	26.660	254.7	4	1'38.011	24.521	14.284	29.351	29.855	295.0
61	1'49.510	33.911	14.818	30.243	30.538	288.7							

Fastest Lap: Francesco BAGNAIA Ducati Lenovo Team ITA **1'36.872** 24.161 14.171 28.988 29.552

These data/results cannot be reproduced, stored and/or transmitted in whole or in part by any manner of electronic, mechanical, photocopying, recording, broadcasting or otherwise now known or herein after developed without the previous express consent by the copyright owner, except for reproduction in daily press and regular printed publications on sale to the public within 60 days of the event related to those data/results and always provided that copyright symbol appears together as follows below.
© DORNA, 2022

Official MotoGP Timing by TISSOT
www.motogp.com



Day 2 Session 1

MotoGP

Lap	Lap Time		T1	T2	T3	T4	Speed	Lap	Lap Time		T1	T2	T3	T4	Speed
5	1'37.551	P	25.700	14.501	29.851	27.499	291.8	33	1'38.395		24.579	14.386	29.317	30.113	295.0
6	1'46.587		30.983	14.978	30.357	30.269	293.4	34	1'41.282	P	27.723	15.519	30.514	27.526	284.9
7	1'38.495		24.667	14.447	29.544	29.837	292.6	35	1'45.360		29.039	14.815	30.864	30.642	294.2
8	1'40.108		24.648	14.569	30.769	30.122	282.7	36	1'40.746		25.607	14.740	29.904	30.495	294.2
9	1'38.517		24.566	14.383	29.412	30.156	294.2	37	1'37.763		24.495	14.323	29.089	29.856	295.8
10	1'38.313		24.608	14.372	29.466	29.867	294.2	38	1'37.717		24.401	14.302	29.140	29.874	296.7
11	1'37.490	P	25.832	14.660	30.520	26.478	293.4	39	1'42.465		26.931	14.645	30.161	30.728	296.7
12	1'45.060		29.566	14.909	30.045	30.540	290.3		PIT		24.596	14.447	29.575	26.314	295.0
13	1'39.360		24.939	14.451	29.711	30.259	292.6								
14	1'40.184		24.767	14.523	30.452	30.442	290.3								
15	1'38.891		24.776	14.583	29.511	30.021	291.1								
16	1'38.952		24.800	14.453	29.533	30.166	293.4								
17	1'38.579	P	26.516	14.832	30.421	26.810	290.3								
18	1'46.391		29.813	15.178	30.847	30.553	288.7								
19	1'38.596		24.852	14.377	29.401	29.966	294.2								
20	1'37.698		24.561	14.250	29.172	29.715	295.8								
21	1'40.381		24.449	14.478	30.169	31.285	296.7								
22	1'34.594	P	24.541	14.266	29.222	26.565	291.1								
23	1'44.782		29.686	14.759	30.123	30.214	290.3								
24	1'39.698		24.585	14.248	30.797	30.068	292.6								
25	1'37.797		24.423	14.315	29.167	29.892	292.6								
10th 73 Alex MARQUEZ LCR Honda CASTRO SPA															
Runs=10 Total laps=57 Full laps=37															
1	44'08.057		32.856	15.171	31.463	31.636	284.9								
2	1'41.088		25.434	14.718	30.001	30.935	291.1								
3	1'39.397		24.922	14.461	29.689	30.325	291.1								
4	1'39.050		24.853	14.446	29.498	30.253	290.3								
5	1'38.903		24.622	14.447	29.518	30.316	289.5								
6	1'38.064	P	26.669	14.659	30.481	26.255	284.9								
7	1'47.311		29.972	15.268	30.834	31.237	284.9								
8	1'39.579		24.929	14.568	29.757	30.325	288.0								
9	1'39.559		24.901	14.630	29.591	30.437	291.1								
10	1'38.996		24.600	14.483	29.521	30.392	290.3								
11	1'39.097		24.657	14.445	29.581	30.414	290.3								
12	1'39.695	P	26.222	15.179	31.108	27.186	270.6								
13	1'48.722		31.803	15.109	30.876	30.934	285.7								
14	1'39.512		24.785	14.459	29.765	30.503	290.3								
15	1'38.299		24.485	14.329	29.303	30.182	292.6								
16	1'38.381		24.555	14.348	29.364	30.114	291.1								
17	1'34.836	P	24.613	14.375	29.387	26.461	291.1								
18	1'49.969		30.957	15.389	31.712	31.911	281.9								
19	1'41.570		25.687	14.901	30.215	30.767	288.0								
20	1'40.431		25.121	14.644	29.887	30.779	286.4								
21	1'39.525		24.809	14.533	29.650	30.533	288.7								
22	1'39.429	P	24.958	14.643	33.362	26.466	286.4								
23	1'47.011		29.904	15.099	30.687	31.321	284.9								
24	1'40.707		25.195	14.670	30.035	30.807	286.4								
25	1'40.302		25.095	14.663	29.753	30.791	284.9								
26	1'44.138		27.829	14.838	30.313	31.158	283.4								
27	1'40.260		25.078	14.660	29.804	30.718	288.0								
28	1'41.751	P	27.629	15.303	31.760	27.059	272.7								
29	1'47.699		29.720	15.223	31.237	31.519	284.2								
30	1'40.307		24.987	14.669	30.026	30.625	286.4								
31	1'39.141		24.693	14.509	29.566	30.373	287.2								
32	1'39.341		24.639	14.486	29.508	30.708	288.7								
33	1'38.911		24.613	14.509	29.470	30.319	288.7								
34	1'39.321		24.920	14.460	29.512	30.429	288.7								
35	1'39.134		24.765	14.492	29.469	30.408	288.0								
36	1'38.944		24.661	14.481	29.437	30.365	287.2								
37	1'39.063		24.690	14.465	29.516	30.392	288.0								
38	1'39.342	P	24.712	14.493	32.709	27.428	288.0								
39	1'51.833		34.343	15.126	30.941	31.423	283.4								
40	1'41.338		25.336	14.797	30.226	30.979	281.9								
41	1'40.744	P	25.243	14.879	33.164	27.458	279.7								
42	1'56.157		34.437	15.623	34.560	31.537	278.3								
43	1'40.857		25.265	14.731	30.108	30.753	285.7								
44	1'39.718		24.801	14.489	29.918	30.510	288.7								
45	1'38.951		24.693	14.515	29.595	30.148	287.2								

Fastest Lap: Francesco BAGNAIA Ducati Lenovo Team ITA 1'36.872 24.161 14.171 28.988 29.552

These data/results cannot be reproduced, stored and/or transmitted in whole or in part by any manner of electronic, mechanical, photocopying, recording, broadcasting or otherwise now known or herein after developed without the previous express consent by the copyright owner, except for reproduction in daily press and regular printed publications on sale to the public within 60 days of the event related to those data/results and always provided that copyright symbol appears together as follows below.
© DORNA, 2022

Official MotoGP Timing by TISSOT
www.motogp.com



Day 2 Session 1

MotoGP

Lap	Lap Time	T1	T2	T3	T4	Speed	Lap	Lap Time	T1	T2	T3	T4	Speed
46	1'38.769	24.587	14.499	29.488	30.195	288.0	42	1'44.724 P	24.766	15.572	36.285	28.101	283.4
47	1'38.971 P	26.259	14.922	31.118	26.672	282.7	43	1'47.394	32.680	14.656	29.846	30.212	288.7
48	1'47.964	30.891	15.103	30.809	31.161	285.7	44	1'39.310	24.635	14.256	30.224	30.195	291.1
49	1'39.447	24.875	14.590	29.658	30.324	288.0	45	1'37.942	24.569	14.262	29.158	29.953	289.5
50	1'38.794	24.708	14.514	29.404	30.168	289.5	46	1'38.018	24.503	14.327	29.156	30.032	288.0
51	1'39.353	24.641	14.502	29.884	30.326	287.2		PIT	26.834	14.516	30.708	27.763	288.0
52	1'39.004	24.654	14.510	29.563	30.277	288.7							
53	1'40.839 P	27.013	15.170	31.176	27.480	273.4							
54	1'47.026	30.445	14.889	30.815	30.877	288.7							
55	1'38.773	24.740	14.400	29.438	30.195	288.7							
56	1'37.760	24.427	14.264	29.113	29.956	290.3							
	PIT	28.373	14.867	31.093	28.000	283.4							

11th 33 Brad BINDER Red Bull KTM Factory RSA

Lap	Lap Time	T1	T2	T3	T4	Speed
1	38'27.202	33.208	15.462	31.347	31.162	275.5
2	1'45.985	25.388	14.734	35.013	30.850	278.3
3	1'38.953	24.871	14.362	29.543	30.177	286.4
4	1'39.349	24.976	14.491	29.474	30.408	285.7
5	1'42.398	27.669	14.778	29.746	30.205	277.6
6	1'38.641	24.767	14.392	29.450	30.032	288.0
7	1'41.858 P	28.384	15.658	30.657	27.159	262.1
8	1'49.909	31.887	15.017	32.038	30.967	282.7
9	1'39.650	25.229	14.552	29.686	30.183	284.9
10	1'38.944	24.725	14.461	29.562	30.196	286.4
11	1'38.953	24.771	14.490	29.547	30.145	284.2
12	1'43.550 P	31.431	14.530	30.187	27.402	285.7
13	1'53.342	36.970	15.153	30.559	30.660	278.3
14	1'38.454	24.643	14.364	29.215	30.232	284.2
15	1'40.407	24.577	14.346	29.492	31.992	285.7
16	1'38.068	24.549	14.342	29.132	30.045	284.9
17	1'42.764	28.134	14.572	29.471	30.587	283.4
18	1'41.561 P	28.671	14.751	30.175	27.964	284.2
19	1'48.460	31.449	15.051	31.056	30.904	282.7
20	1'39.374	25.115	14.495	29.592	30.172	284.2
21	1'42.354	28.175	14.363	29.453	30.363	288.0
22	1'38.583	24.841	14.342	29.227	30.173	285.7
23	1'43.704 P	29.493	15.033	31.113	28.065	282.7
24	1'49.445	33.214	15.057	30.489	30.685	284.2
25	1'40.062	24.940	14.463	30.119	30.540	287.2
26	1'38.949	24.833	14.421	29.424	30.271	284.9
27	1'39.006	24.822	14.410	29.480	30.294	284.2
28	1'43.132 P	29.087	14.865	30.577	28.603	285.7
29	1'49.063	31.940	15.133	31.004	30.986	278.3
30	1'39.829	25.226	14.571	29.611	30.421	283.4
31	1'39.091	24.806	14.484	29.340	30.461	284.9
32	1'38.685	24.658	14.468	29.312	30.247	282.7
33	1'39.042	24.754	14.561	29.482	30.245	283.4
34	1'47.336 P	29.799	14.933	32.305	30.299	274.8
35	1'48.114	32.115	14.962	30.383	30.654	282.7
36	1'39.996	25.956	14.408	29.378	30.254	284.2
37	1'38.573	24.840	14.324	29.367	30.042	284.2
38	1'41.173	26.821	14.466	29.670	30.216	281.2
39	50'39.913 P	24.633	14.347	29.195	19'31.738	282.7
40	1'50.262	32.446	15.271	31.291	31.254	281.9
41	1'40.481	25.406	14.682	30.001	30.392	288.0

12th 10 Luca MARINI VR46 Racing Team ITA

Lap	Lap Time	T1	T2	T3	T4	Speed
1	38'44.067	31.592	17.601	31.917	31.308	276.9
2	1'42.559	25.623	15.108	30.750	31.078	280.5
3	1'40.852	25.318	14.667	30.109	30.758	287.2
4	1'40.364	25.184	14.672	29.888	30.620	286.4
5	1'39.749	24.903	14.649	29.837	30.360	287.2
6	1'39.551	24.887	14.580	29.741	30.343	287.2
7	1'39.508	24.854	14.601	29.770	30.283	288.0
8	1'37.689 P	24.848	14.620	29.655	28.566	287.2
9	1'48.148	31.130	15.071	30.793	31.154	284.2
10	1'38.553	24.700	14.408	29.511	29.934	289.5
11	1'38.025	24.516	14.347	29.357	29.805	286.4
12	1'39.944 P	24.487	15.224	31.919	28.314	282.7
13	1'45.204	28.679	14.983	30.683	30.859	285.7
14	1'40.764	25.747	14.636	30.094	30.287	288.7
15	1'38.895	24.801	14.330	29.658	30.106	291.1
16	1'39.656	25.079	14.614	29.733	30.230	286.4
17	1'38.483	24.692	14.342	29.504	29.945	291.1
18	1'38.487	24.641	14.334	29.541	29.971	291.1
19	1'38.923 P	26.736	14.773	30.391	27.023	285.7
20	1'47.258	29.760	15.224	31.712	30.562	244.8
21	1'39.673	24.860	14.684	29.771	30.358	284.2
22	1'39.470	24.801	14.542	29.693	30.434	288.0
23	1'39.929	24.905	14.566	29.953	30.505	287.2
24	1'40.155 P	24.940	14.703	32.329	28.183	286.4
25	1'45.545	29.221	14.989	30.712	30.623	287.2
26	1'39.727	24.974	14.666	29.781	30.306	288.0
27	1'39.490	24.884	14.491	29.657	30.458	288.7
28	1'39.167	24.856	14.566	29.532	30.213	290.3
29	1'43.948 P	27.074	16.005	32.346	28.523	275.5
30	1'46.009	29.328	15.098	30.567	31.016	285.7
31	1'40.246	25.170	14.696	29.926	30.454	286.4
32	1'39.942	24.907	14.579	29.707	30.749	288.0
33	1'39.571	24.970	14.527	29.767	30.307	288.7
34	1'42.776 P	26.554	15.549	32.973	27.700	274.8
35	1'47.528	29.534	15.164	31.229	31.601	286.4
36	1'40.128	25.102	14.573	29.986	30.467	286.4
37	1'39.449	24.882	14.518	29.745	30.304	288.7
38	1'46.691 P	27.410	15.748	33.838	29.695	274.8
39	1'57.404 P	36.676	16.533	34.973	29.222	252.9
40	1'59.154 P	35.396	18.795	33.755	31.208	266.6
41	1'49.711	30.824	15.637	31.852	31.398	280.5
42	1'40.849	25.286	14.649	30.239	30.675	286.4
43	1'39.778	24.919	14.539	29.987	30.333	288.0
44	1'45.599	28.289	15.198	30.407	31.705	287.2
45	1'39.655	24.951	14.539	29.851	30.314	288.0
46	1'38.934	24.744	14.476	29.567	30.147	288.7
47	1'48.869 P	27.054	17.337	35.653	28.825	276.9

Fastest Lap: Francesco BAGNAIA Ducati Lenovo Team ITA **1'36.872** 24.161 14.171 28.988 29.552

These data/results cannot be reproduced, stored and/or transmitted in whole or in part by any manner of electronic, mechanical, photocopying, recording, broadcasting or otherwise now known or herein after developed without the previous express consent by the copyright owner, except for reproduction in daily press and regular printed publications on sale to the public within 60 days of the event related to those data/results and always provided that copyright symbol appears together as follows below.
© DORNA, 2022

Official MotoGP Timing by TISSOT
www.motogp.com



Day 2 Session 1

MotoGP

Lap	Lap Time	T1	T2	T3	T4	Speed	Lap	Lap Time	T1	T2	T3	T4	Speed	
48	1'54.933	36.640	15.488	31.688	31.117	279.7	44	1'40.941 P	28.456	15.032	30.733	26.720	279.0	
49	1'40.359	25.181	14.697	30.189	30.292	287.2	45	1'46.405	30.161	14.974	30.385	30.885	281.2	
50	1'39.510	24.904	14.594	29.782	30.230	290.3	46	1'39.457	24.844	14.532	29.716	30.365	284.2	
51	1'45.666 P	24.892	14.913	36.633	29.228	284.9	47	1'39.214	24.746	14.466	29.596	30.406	285.7	
52	1'46.345	28.555	15.136	31.467	31.187	285.7	48	1'39.440	24.680	14.458	29.720	30.582	285.7	
53	1'38.839	24.670	14.433	29.564	30.172	288.7	49	1'42.614	24.744	14.449	32.716	30.705	281.9	
54	1'38.122	24.532	14.367	29.364	29.859	289.5	50	1'38.933	24.781	14.465	29.520	30.167	284.9	
55	1'44.152	26.821	15.125	31.037	31.169	285.7	51	1'37.841 P	24.643	14.460	31.672	27.066	286.4	
56	1'38.630	24.695	14.395	29.543	29.997	289.5	52	1'45.637	29.631	14.900	30.514	30.592	283.4	
	PIT	27.287	14.910	36.948	28.403	284.2	53	1'38.912	24.801	14.368	29.641	30.102	288.0	
13th	4	Andrea DOVIZIOSO WithU Yamaha RNF ITA						54	1'38.029	24.566	14.270	29.229	29.964	288.7
		Runs=10	Total laps=59	Full laps=39			55	1'34.593 P	24.586	14.364	29.375	26.268	286.4	
1	27'47.100	31.077	15.497	31.584	31.422	273.4	56	1'45.159	29.468	14.955	30.205	30.531	282.7	
2	1'41.106	25.283	14.708	30.472	30.643	279.0	57	1'38.982	24.641	14.345	29.856	30.140	288.0	
3	1'39.637	25.077	14.554	29.726	30.280	282.7	58	1'38.326	24.557	14.367	29.345	30.057	284.9	
4	1'38.744	24.656	14.501	29.492	30.095	281.2		PIT	24.529	14.399	29.354	26.347	283.4	
5	1'34.798 P	24.607	14.500	29.538	26.153	282.7	14th	88	Miguel OLIVEIRA Red Bull KTM Factory POR					
6	1'47.342	29.921	15.307	30.839	31.275	280.5			Runs=11	Total laps=53	Full laps=31			
7	1'39.756	25.244	14.497	29.738	30.277	286.4	1	48'37.823	34.779	15.238	31.223	30.814	267.3	
8	1'39.064	24.762	14.508	29.486	30.308	287.2	2	1'39.248	24.842	14.464	29.674	30.268	288.7	
9	1'41.502	25.561	14.830	30.423	30.688	282.7	3	1'38.591	24.624	14.371	29.550	30.046	287.2	
10	1'39.040	24.692	14.479	29.585	30.284	285.7	4	1'38.675	24.634	14.399	29.520	30.122	286.4	
11	1'39.145	24.710	14.443	29.637	30.355	287.2	5	1'44.820	27.614	14.848	30.404	31.954	287.2	
12	1'38.949	24.684	14.454	29.585	30.226	284.2	6	1'38.085	24.560	14.309	29.345	29.871	289.5	
13	1'42.132 P	27.588	15.545	31.540	27.459	263.4	7	1'37.744 P	25.850	14.814	30.971	26.109	281.9	
14	1'47.921	30.820	15.133	30.808	31.160	281.9	8	1'47.316	30.627	14.829	31.000	30.860	282.7	
15	1'40.580	25.124	14.665	30.202	30.589	284.2	9	1'39.932	24.858	14.447	30.243	30.384	287.2	
16	1'39.566	24.719	14.597	29.806	30.444	282.7	10	1'39.295	24.660	14.538	29.865	30.232	284.9	
17	1'39.816	24.893	14.556	29.867	30.500	285.7	11	1'39.441	24.870	14.475	29.652	30.444	288.0	
18	1'39.317	24.825	14.466	29.650	30.376	285.7	12	1'40.048 P	27.097	15.254	30.948	26.749	278.3	
19	1'40.957 P	26.856	15.123	31.165	27.813	272.7	13	1'47.418	30.024	15.191	30.836	31.367	279.7	
20	1'50.113	32.035	15.466	31.302	31.310	277.6	14	1'40.358	25.117	14.559	29.953	30.729	285.7	
21	1'41.336	25.568	14.797	30.289	30.682	283.4	15	1'40.138	24.868	14.650	30.013	30.607	285.7	
22	1'40.134	25.100	14.663	29.860	30.511	282.7	16	1'40.555 P	27.372	14.993	31.323	26.867	281.9	
23	1'43.283	25.160	15.611	31.873	30.639	206.5	17	1'48.733	31.028	15.019	31.384	31.302	274.8	
24	1'36.050 P	25.002	14.688	29.776	26.584	284.2	18	1'39.101 P	25.448	14.766	30.672	28.215	282.7	
25	1'46.126	30.034	15.044	30.441	30.607	279.7	19	1'46.953	29.702	15.084	31.299	30.868	281.9	
26	1'38.808	24.761	14.402	29.411	30.234	284.2	20	1'40.359	25.159	14.632	30.073	30.495	284.9	
27	1'39.135	24.752	14.442	29.591	30.350	284.2	21	1'42.724 P	30.161	14.766	30.953	26.844	262.1	
28	1'38.710	24.692	14.408	29.442	30.168	282.7	22	1'48.976	30.712	15.003	31.941	31.320	276.2	
29	1'48.728	28.436	15.429	32.425	32.438	276.9	23	1'40.241	25.100	14.534	30.031	30.576	286.4	
30	1'36.787 P	24.775	14.483	30.952	26.577	285.7	24	1'39.477	24.913	14.459	29.735	30.370	287.2	
31	1'51.374	32.978	15.520	31.524	31.352	278.3	25	1'39.352	24.805	14.468	29.651	30.428	285.7	
32	1'41.658	25.485	14.799	30.568	30.806	282.7	26	1'42.141 P	26.791	15.442	32.046	27.862	271.3	
33	1'42.007	25.565	16.240	29.789	30.413	285.7	27	1'48.456	30.393	15.327	31.232	31.504	279.0	
34	1'39.373	24.867	14.511	29.653	30.342	288.0	28	1'40.124	25.253	14.589	29.848	30.434	286.4	
35	1'40.623	24.886	14.377	29.644	31.716	287.2	29	1'39.171	24.759	14.529	29.580	30.303	284.9	
36	1'34.972 P	24.825	14.387	29.654	26.106	287.2	30	1'39.144	24.781	14.485	29.540	30.338	285.7	
37	1'49.913	31.311	15.638	31.734	31.230	274.1	31	1'39.069 P	24.787	14.707	32.134	27.441	275.5	
38	1'41.100	25.492	14.772	30.337	30.499	280.5	32	1'48.836	31.222	15.127	31.394	31.093	281.2	
39	1'39.737	25.008	14.527	29.870	30.332	283.4	33	1'40.685	25.367	14.667	30.173	30.478	284.2	
40	1'39.431	24.835	14.534	29.728	30.334	282.7	34	1'39.573	24.773	14.559	29.831	30.410	284.9	
41	1'39.840	25.337	14.579	29.629	30.295	281.9	35	1'39.197	24.757	14.490	29.624	30.326	284.9	
42	1'39.174	24.937	14.454	29.587	30.196	284.2	36	1'47.137 P	28.432	16.079	33.256	29.370	260.2	
43	1'38.884	24.764	14.474	29.483	30.163	284.2	37	1'47.235	29.488	15.153	31.542	31.052	270.0	

Fastest Lap: Francesco BAGNAIA Ducati Lenovo Team ITA **1'36.872** 24.161 14.171 28.988 29.552

These data/results cannot be reproduced, stored and/or transmitted in whole or in part by any manner of electronic, mechanical, photocopying, recording, broadcasting or otherwise now known or herein after developed without the previous express consent by the copyright owner, except for reproduction in daily press and regular printed publications on sale to the public within 60 days of the event related to those data/results and always provided that copyright symbol appears together as follows below.
© DORNA, 2022

Official MotoGP Timing by TISSOT
www.motogp.com



Day 2 Session 1

MotoGP

Lap	Lap Time	T1	T2	T3	T4	Speed	Lap	Lap Time	T1	T2	T3	T4	Speed
38	1'43.937	25.264	14.537	32.803	31.333	286.4	4	1'35.577 P	24.911	14.355	29.770	26.541	290.3
39	1'40.704	25.057	14.835	30.193	30.619	274.8	5	1'44.968	29.251	14.691	30.546	30.480	291.8
40	1'39.439	24.801	14.613	29.637	30.388	284.9	6	1'39.292	25.097	14.255	29.650	30.290	290.3
41	1'39.448	24.838	14.621	29.611	30.378	284.2	7	1'38.703	24.781	14.189	29.554	30.179	291.8
42	1'40.610 P	26.675	14.809	32.533	26.593	282.7	8	1'42.507	27.023	14.640	30.430	30.414	288.7
43	1'48.796	31.302	15.198	31.108	31.188	283.4	9	1'38.705	24.741	14.372	29.455	30.137	288.0
44	1'40.389	25.191	14.747	29.942	30.509	287.2	10	1'40.997 P	27.201	14.838	31.519	27.439	283.4
45	1'39.924	25.092	14.603	29.892	30.337	286.4	11	1'45.219	29.308	14.732	30.439	30.740	288.0
46	1'39.803	24.967	14.591	29.744	30.501	287.2	12	1'39.802	25.023	14.316	30.033	30.430	291.8
47	1'40.706 P	27.432	14.949	31.399	26.926	284.2	13	1'39.208	24.996	14.448	29.654	30.110	290.3
48	1'49.845	30.248	14.851	32.165	32.581	284.2	14	1'39.112	24.870	14.367	29.605	30.270	291.1
49	1'40.432	25.135	14.567	30.204	30.526	286.4	15	1'46.771 P	30.259	15.484	31.994	29.034	255.3
50	1'39.603	24.901	14.519	29.757	30.426	287.2	16	1'41.619 P	28.789	15.021	30.428	27.381	287.2
51	1'42.008	25.013	14.756	31.392	30.847	281.2	17	1'45.677	29.303	14.837	30.688	30.849	285.7
52	1'39.732	24.917	14.632	29.769	30.414	282.7	18	1'39.757	25.201	14.468	29.825	30.263	288.7
	PIT	27.733	14.728	30.630	26.553	284.9	19	1'39.756	25.012	14.425	29.778	30.541	290.3
							20	1'42.685 P	27.138	15.259	31.938	28.350	262.1
15th	21	Franco MORBIDEL Monster Energy Yama ITA					21	1'45.312	29.880	14.578	30.303	30.551	291.1
		Runs=6	Total laps=31	Full laps=19		22	1'39.110	24.997	14.350	29.491	30.272	30.272	291.1
1	1:08'45.769	36.769	15.356	31.054	30.889	280.5	23	1'38.710	24.869	14.287	29.363	30.191	291.8
2	1'40.062	25.070	14.540	30.078	30.374	285.7	24	1'38.577	24.783	14.272	29.373	30.149	290.3
3	1'38.845	24.806	14.367	29.687	29.985	288.0	25	1'38.447	24.728	14.269	29.308	30.142	291.1
4	1'38.494	24.655	14.401	29.400	30.038	286.4	26	1'40.891 P	27.866	15.155	30.326	27.544	288.7
5	1'38.100	24.470	14.367	29.357	29.906	285.7	27	1'45.204	28.109	14.779	30.746	31.570	284.2
6	1'43.879 P	27.523	15.443	32.349	28.564	276.9	28	1'40.891	25.466	14.615	30.015	30.795	286.4
7	1'48.794	32.675	15.018	30.613	30.488	283.4	29	1'40.155	25.109	14.544	29.713	30.789	288.0
8	1'39.356	25.103	14.476	29.721	30.056	286.4	30	1'41.860 P	26.836	15.251	32.491	27.282	260.2
9	1'38.641	24.772	14.373	29.482	30.014	288.0	31	1'50.870	31.877	15.287	31.656	32.050	278.3
10	1'43.084 P	24.902	14.421	33.407	30.354	285.7	32	1'38.796 P	25.605	14.779	30.764	27.648	284.9
11	1'50.379	33.787	15.017	30.602	30.973	282.7	33	1'48.070 P	30.470	15.631	32.573	29.396	258.3
12	1'39.354	25.017	14.491	29.625	30.221	284.9	34	1'45.947 P	29.756	15.779	32.379	28.033	252.3
13	1'38.674	24.715	14.435	29.606	29.918	286.4	35	1'49.640 P	32.042	15.815	34.732	27.051	267.9
14	1'39.079	24.782	14.468	29.566	30.263	286.4	36	1'43.386 P	28.918	15.407	31.766	27.295	262.1
15	1'48.570 P	31.277	16.412	33.005	27.876	248.2	37	1'45.584 P	30.063	15.569	32.364	27.588	266.6
16	1'48.503	31.780	15.108	30.533	31.082	282.7	38	1'45.653 P	30.399	15.477	32.604	27.173	270.6
17	1'38.305 P	25.202	14.549	29.907	28.647	285.7	39	1'45.033 P	29.832	15.416	32.494	27.291	267.3
18	1'51.443	33.068	15.146	32.300	30.929	280.5	40	1'47.660 P	30.048	15.451	32.742	29.419	272.7
19	1'39.782	25.096	14.578	29.900	30.208	279.0	41	1'45.975 P	29.877	15.474	32.959	27.665	270.6
20	1'41.765	26.934	14.755	29.819	30.257	277.6	42	1'45.750 P	29.889	15.612	32.795	27.454	264.7
21	1'38.464	24.690	14.394	29.490	29.890	285.7	43	1'45.866 P	30.120	15.729	32.106	27.911	282.7
22	1'38.564	24.693	14.445	29.435	29.991	283.4	44	1'43.165	28.042	14.633	30.148	30.342	286.4
23	1'45.938 P	28.959	17.390	31.606	27.983	258.3	45	1'38.646	24.859	14.309	29.395	30.083	289.5
24	1'48.063	29.761	14.952	31.205	32.145	274.8	46	1'38.286	24.663	14.327	29.372	29.924	288.7
25	1'40.894	25.207	14.569	30.430	30.688	284.9	47	1'38.149	24.559	14.320	29.304	29.966	288.7
26	1'39.736	25.137	14.457	29.865	30.277	285.7	48	1'42.004	24.638	14.274	32.842	30.250	289.5
27	1'39.103	24.918	14.417	29.674	30.094	288.0	49	1'36.822 P	24.756	14.384	29.861	27.821	288.7
28	1'39.364	24.948	14.446	29.714	30.256	284.9	50	1'44.980	29.265	14.760	30.468	30.487	285.7
29	1'38.958	24.831	14.548	29.512	30.067	282.7	51	1'39.223	24.913	14.413	29.607	30.290	288.0
30	1'39.002	24.784	14.560	29.474	30.184	284.9	52	1'38.740	24.744	14.343	29.420	30.233	289.5
	PIT	29.181	16.820	31.419	28.258	268.6	53	1'41.911 P	28.089	14.651	31.366	27.805	290.3
							54	1'49.876	29.818	14.919	33.486	31.653	285.7
16th	41	Alex ESPARGARO Aprilia Racing SPA					55	1'40.340	25.212	14.485	29.956	30.687	289.5
		Runs=22	Total laps=56	Full laps=24				PIT	26.207	14.918	31.824	27.532	284.2
1	24'46.918	28.773	15.191	31.054	31.244	287.2							
2	1'40.961	25.245	14.437	30.029	31.250	291.1							
3	1'41.211	26.118	14.649	30.041	30.403	288.7							

Fastest Lap: Francesco BAGNAIA Ducati Lenovo Team ITA **1'36.872** 24.161 14.171 28.988 29.552

These data/results cannot be reproduced, stored and/or transmitted in whole or in part by any manner of electronic, mechanical, photocopying, recording, broadcasting or otherwise now known or herein after developed without the previous express consent by the copyright owner, except for reproduction in daily press and regular printed publications on sale to the public within 60 days of the event related to those data/results and always provided that copyright symbol appears together as follows below.
© DORNA, 2022

Official MotoGP Timing by TISSOT
www.motogp.com



Day 2 Session 1

MotoGP

Lap	Lap Time	T1	T2	T3	T4	Speed	Lap	Lap Time	T1	T2	T3	T4	Speed		
17th	5	Johann ZARCO				Pramac Racing FRA		54	1'50.262	P	31.227	16.712	33.360	28.963	244.8
		Runs=10		Total laps=66		Full laps=46		55	1'45.533		29.200	15.167	30.426	30.740	290.3
1	1:06'50.464	43.987	15.869	33.440	32.080	281.2	56	1'43.003		25.984	15.197	31.435	30.387	288.7	
2	1'41.987	26.432	14.816	30.255	30.484	291.1	57	1'38.850		24.613	14.284	29.914	30.039	295.8	
3	1'38.815	24.837	14.346	29.618	30.014	296.7	58	1'42.581		24.978	14.585	32.394	30.624	287.2	
4	1'39.245	24.766	14.357	29.806	30.316	293.4	59	1'38.537		24.731	14.425	29.491	29.890	288.7	
5	1'39.413	24.828	14.509	29.791	30.285	292.6	60	1'38.230		24.438	14.246	29.473	30.073	296.7	
6	1'38.665	24.654	14.346	29.600	30.065	295.8	61	1'42.150		26.953	14.762	30.001	30.434	291.1	
7	1'35.900	P	24.709	14.345	29.566	27.280	296.7	62	1'38.193		24.611	14.239	29.478	29.865	297.5
8	1'49.121		31.596	15.287	31.308	30.930	283.4	63	1'38.257		24.693	14.226	29.374	29.964	297.5
9	1'41.748		26.223	14.665	30.218	30.642	291.1	64	1'40.241		25.963	14.650	29.567	30.061	291.1
10	1'39.485		25.003	14.460	29.693	30.329	290.3	65	1'38.343		24.675	14.316	29.383	29.969	295.8
11	1'41.043	P	25.010	15.091	31.229	29.713	289.5		PIT		30.108	16.186	32.313	29.773	269.3
12	1'45.216		29.241	14.956	30.477	30.542	289.5	18th	89	Jorge MARTIN				Pramac Racing	SPA
13	1'41.157		26.173	14.683	29.910	30.391	291.8			Runs=6		Total laps=35		Full laps=23	
14	1'38.889		24.897	14.356	29.526	30.110	291.1	1	1:04'13.590		31.249	15.219	31.395	31.148	285.7
15	1'38.488		24.697	14.304	29.448	30.039	292.6	2	1'42.360		26.151	15.315	30.393	30.501	271.3
16	1'38.983		24.789	14.461	29.481	30.252	290.3	3	1'39.850		25.018	14.551	29.886	30.395	290.3
17	1'44.436	P	24.734	14.365	35.727	29.610	291.8	4	1'39.045		24.816	14.370	29.551	30.308	292.6
18	1'43.936		28.424	14.781	30.316	30.415	291.8	5	1'38.869		24.801	14.339	29.505	30.224	294.2
19	1'38.601		24.793	14.313	29.475	30.020	294.2	6	1'42.911	P	28.950	15.067	30.938	27.956	264.0
20	1'38.160		24.646	14.265	29.346	29.903	291.8	7	1'53.078		35.822	15.122	31.359	30.775	288.7
21	1'38.649		24.681	14.367	29.553	30.048	293.4	8	1'39.789		25.189	14.464	29.762	30.374	294.2
22	1'38.343		24.683	14.317	29.369	29.974	294.2	9	1'39.019		24.798	14.498	29.503	30.220	291.1
23	1'41.824	P	27.000	15.309	31.321	28.194	289.5	10	1'38.632		24.745	14.370	29.417	30.100	294.2
24	1'44.020		28.123	15.049	30.340	30.508	289.5	11	1'38.435		24.683	14.346	29.323	30.083	295.0
25	1'39.231		24.954	14.405	29.714	30.158	293.4	12	1'41.390	P	27.706	14.689	30.763	28.232	290.3
26	1'43.995		25.585	14.694	30.612	33.104	291.8	13	2'02.963		44.448	15.766	31.623	31.126	266.6
27	1'37.079	P	24.925	14.413	29.711	28.030	293.4	14	1'40.565		25.150	14.616	30.359	30.440	288.7
28	1'44.943		28.683	15.022	30.521	30.717	289.5	15	1'43.369	P	24.901	14.426	35.959	28.083	288.7
29	1'39.645		24.956	14.561	29.733	30.395	291.8	16	1'55.000		33.677	15.255	31.143	34.925	288.7
30	1'39.758		25.053	14.473	29.771	30.461	294.2	17	1'39.308		25.138	14.489	29.433	30.248	292.6
31	1'39.315		24.906	14.458	29.738	30.213	292.6	18	1'39.163		24.819	14.399	29.569	30.376	291.1
32	1'39.627		24.970	14.486	29.692	30.479	292.6	19	1'39.088		24.754	14.516	29.381	30.437	291.8
33	1'39.335		24.831	14.515	29.667	30.322	292.6	20	1'38.835		24.795	14.458	29.402	30.180	291.8
34	1'49.321	P	31.273	16.146	32.654	29.248	273.4	21	1'44.352	P	29.532	15.365	30.377	29.078	289.5
35	1'47.776		30.174	15.281	31.190	31.131	279.7	22	1'51.571		32.136	16.032	32.516	30.887	235.2
36	1'39.785		25.108	14.594	29.815	30.268	291.8	23	1'40.487		25.195	14.422	29.754	31.116	295.0
37	1'39.158		24.923	14.431	29.636	30.168	291.8	24	1'39.218		25.207	14.309	29.444	30.258	296.7
38	1'39.568		24.910	14.348	29.625	30.685	290.3	25	1'41.880		24.680	14.354	32.436	30.410	298.3
39	1'38.872		24.911	14.402	29.457	30.102	291.1	26	1'38.441		24.703	14.328	29.209	30.201	296.7
40	2'09.806	P	34.917	20.540	39.206	35.143	159.2	27	1'40.205		24.710	14.263	29.971	31.261	296.7
41	1'47.071		29.575	15.323	30.894	31.279	284.2	28	1'38.536		24.774	14.365	29.275	30.122	295.8
42	1'39.699		25.028	14.502	29.839	30.330	289.5	29	1'36.169	P	26.138	14.577	29.505	25.949	293.4
43	1'39.014		24.897	14.421	29.521	30.175	290.3	30	1'51.395		31.011	14.941	33.827	31.616	288.7
44	1'38.899		24.786	14.406	29.570	30.137	290.3	31	1'39.957		25.004	14.490	30.018	30.445	294.2
45	1'38.717		24.692	14.379	29.535	30.111	291.1	32	1'39.427		25.104	14.496	29.594	30.233	293.4
46	1'46.105	P	28.363	15.604	32.170	29.968	284.9	33	1'40.552		24.957	14.373	29.641	31.581	293.4
47	1'49.630		30.566	15.911	31.831	31.322	276.2	34	1'39.418		24.928	14.465	29.584	30.441	291.8
48	1'40.282		25.399	14.653	29.862	30.368	289.5		PIT		28.440	15.270	34.022	33.273	282.7
49	1'39.135		25.024	14.464	29.510	30.137	291.1	19th	49	Fabio DI GIANNANT				Team Gresini Racing	ITA
50	1'39.281		24.925	14.404	29.681	30.271	291.8			Runs=7		Total laps=46		Full laps=32	
51	1'38.820		24.849	14.383	29.467	30.121	293.4	1	57'48.930		32.232	15.419	31.831	31.458	268.6
52	1'38.693		24.663	14.466	29.443	30.121	291.8	2	1'41.335		25.518	14.622	30.363	30.832	288.0
53	1'38.853		24.749	14.423	29.570	30.111	292.6								

Fastest Lap: Francesco BAGNAIA Ducati Lenovo Team ITA **1'36.872** 24.161 14.171 28.988 29.552

These data/results cannot be reproduced, stored and/or transmitted in whole or in part by any manner of electronic, mechanical, photocopying, recording, broadcasting or otherwise now known or herein after developed without the previous express consent by the copyright owner, except for reproduction in daily press and regular printed publications on sale to the public within 60 days of the event related to those data/results and always provided that copyright symbol appears together as follows below.
© DORNA, 2022

Official MotoGP Timing by TISSOT
www.motogp.com



Day 2 Session 1

MotoGP

Lap	Lap Time	T1	T2	T3	T4	Speed	Lap	Lap Time	T1	T2	T3	T4	Speed
3	1'40.557	25.180	14.572	30.139	30.666	289.5	10	1'41.177	25.604	14.727	30.146	30.700	284.2
4	1'40.089	25.139	14.541	29.867	30.542	290.3	11	1'40.555	25.114	14.647	29.916	30.878	282.7
5	1'39.758	25.036	14.526	29.733	30.463	290.3	12	49'24.993	30.660	15.433	31.409	31.253	280.5
6	1'40.067	25.008	14.512	29.845	30.702	289.5	13	1'40.324	25.189	14.612	30.055	30.468	283.4
7	1'43.947 P	27.571	15.100	32.504	28.772	279.0	14	1'40.540	24.857	14.483	30.814	30.386	284.9
8	1'50.845	31.403	17.267	31.215	30.960	270.0	15	1'39.467	24.833	14.447	29.855	30.332	288.0
9	1'40.929	25.368	14.609	30.142	30.810	289.5	16	1'39.403	24.794	14.487	29.740	30.382	285.7
10	1'40.748	25.112	14.571	30.135	30.930	288.7	17	1'39.774 P	26.731	15.077	31.210	26.756	281.2
11	1'40.258	25.045	14.617	29.907	30.689	289.5	18	1'51.029 *	33.987	15.168	30.728	31.146	283.4
12	1'40.347	25.049	14.680	29.921	30.697	287.2	19	1'39.808	25.105	14.572	29.747	30.384	285.7
13	1'45.295 P	29.765	15.196	31.677	28.657	281.9	20	1'40.439	25.415	14.570	29.923	30.531	287.2
14	1'48.940	31.138	15.397	31.263	31.142	274.8	21	1'40.127	25.003	14.539	29.998	30.587	286.4
15	1'40.557	25.331	14.606	29.956	30.664	285.7	22	1'39.965	25.023	14.525	29.787	30.630	286.4
16	1'40.350	25.336	14.600	29.861	30.553	288.0	23	1'42.142 P	27.297	15.287	31.562	27.996	279.0
17	1'39.772	25.001	14.556	29.703	30.512	288.7	24	1'47.300 *	30.382	15.041	30.823	31.054	282.7
18	1'39.860	25.016	14.580	29.714	30.550	287.2	25	1'40.083	25.136	14.736	29.776	30.435	281.9
19	1'39.547	24.906	14.417	29.706	30.518	288.7	26	1'39.449	24.887	14.526	29.714	30.322	284.9
20	1'47.865 P	30.324	15.029	31.809	30.703	276.9	27	1'39.525	24.888	14.545	29.685	30.407	284.2
21	1'48.798	31.426	15.229	31.212	30.931	281.9	28	1'39.713	24.866	14.548	29.855	30.444	284.9
22	1'40.727	25.247	14.725	30.084	30.671	284.9	29	1'41.829 P	26.853	15.639	31.359	27.978	279.0
23	1'41.206	25.251	14.973	30.073	30.909	280.5	30	1'46.462 *	29.745	15.100	30.395	31.222	281.9
24	1'47.702	25.185	14.680	32.497	35.340	285.7	31	1'38.756 P	25.164	14.728	30.048	28.816	279.7
25	1'38.550 P	25.403	14.794	29.908	28.445	286.4	32	1'49.672 *	31.802	15.274	31.342	31.254	279.7
26	1'48.541	31.204	15.254	30.945	31.138	281.9	33	1'40.662	25.390	14.691	29.928	30.653	280.5
27	1'41.367	25.363	14.881	30.324	30.799	279.7	34	1'39.766	24.958	14.528	29.862	30.418	283.4
28	1'39.925	24.997	14.552	29.833	30.543	286.4	35	1'39.291	24.863	14.515	29.608	30.305	283.4
29	1'39.968	25.146	14.533	29.770	30.519	286.4	36	1'39.833	24.889	14.618	29.735	30.591	280.5
30	1'39.458	24.915	14.465	29.626	30.452	288.7	37	1'41.027 P	26.957	15.366	31.524	27.180	274.1
31	1'39.986	24.891	14.511	30.006	30.578	286.4	38	1'46.935 *	29.845	14.985	30.704	31.401	282.7
32	1'42.521 P	28.225	14.666	30.620	29.010	288.0	39	1'39.821	25.077	14.508	29.778	30.458	284.2
33	1'50.736	32.505	15.316	31.671	31.244	275.5	40	1'39.203	24.808	14.520	29.539	30.336	281.2
34	1'40.472	25.255	14.716	29.909	30.592	285.7	41	1'39.303	24.816	14.486	29.588	30.413	282.7
35	1'39.977	25.049	14.594	29.795	30.539	288.7	42	1'40.387 P	26.372	15.235	31.376	27.404	277.6
36	1'39.578	24.962	14.516	29.672	30.428	290.3	43	1'47.235 *	30.846	15.061	30.507	30.821	283.4
37	1'39.458	24.929	14.477	29.675	30.377	289.5	44	1'39.831	25.229	14.609	29.643	30.350	282.7
38	1'39.375	24.931	14.483	29.614	30.347	289.5	45	1'39.431	24.849	14.640	29.619	30.323	282.7
39	1'39.177	24.903	14.433	29.634	30.207	289.5	46	1'39.573	24.968	14.561	29.721	30.323	284.2
40	1'41.532 P	27.322	14.918	31.162	28.130	281.9	47	1'39.660	24.947	14.578	29.800	30.335	282.7
41	1'45.705	29.768	14.905	30.239	30.793	284.2	48	1'39.508 P	26.577	15.067	30.739	27.125	280.5
42	1'39.031	24.806	14.441	29.529	30.255	285.7	49	1'45.092 *	29.430	14.748	30.258	30.656	283.4
43	1'38.528	24.605	14.353	29.442	30.128	287.2	50	1'38.736	24.846	14.449	29.396	30.045	284.2
44	1'38.862	24.668	14.351	29.554	30.289	288.7	51	1'39.056	24.734	14.375	29.748	30.199	285.7
45	1'38.914	24.692	14.432	29.458	30.332	288.0	52	1'38.691	24.768	14.391	29.462	30.070	284.2
	PIT	28.649	15.481	32.691	31.634	271.3	53	1'44.372 P	27.431	15.701	33.437	27.803	274.8
							54	2'04.221 P	49.151	15.776	32.001	27.293	272.0
								unfinished	44.443	15.780	32.309	27.534	272.7

20th 25 Raul FERNANDEZ Tech 3 KTM Factory SPA
Runs=12 Total laps=55 Full laps=34

1	59'44.689	30.974	16.508	33.115	31.941	
2	1'43.177	25.959	14.894	31.098	31.226	282.7
3	1'43.116	25.416	14.724	32.176	30.800	281.2
4	1'41.283	25.270	14.633	30.189	31.191	285.7
5	1'40.020	25.132	14.503	29.757	30.628	284.9
6	1'40.708	25.114	14.629	30.266	30.699	280.5
7	1'39.933	24.917	14.552	29.908	30.556	283.4
8	1'40.178 P	27.120	15.100	31.318	26.640	282.7
9	1'49.211	30.825	15.128	31.576	31.682	279.0

21st 32 Lorenzo SAVADORI Aprilia Racing Test Te ITA
Runs=11 Total laps=51 Full laps=29

1	56'48.661	34.336	15.418	31.754	31.062	275.5
2	1'41.444	25.568	14.726	30.346	30.804	283.4
3	1'41.332	25.321	14.825	30.272	30.914	280.5
4	1'40.989 P	26.790	15.430	31.734	27.035	273.4
5	1'51.094	31.439	16.719	31.475	31.461	227.8
6	1'42.465	25.813	15.654	30.244	30.754	276.9
7	1'40.371	25.036	14.649	30.030	30.656	280.5

Fastest Lap: Francesco BAGNAIA Ducati Lenovo Team ITA 1'36.872 24.161 14.171 28.988 29.552

These data/results cannot be reproduced, stored and/or transmitted in whole or in part by any manner of electronic, mechanical, photocopying, recording, broadcasting or otherwise now known or herein after developed without the previous express consent by the copyright owner, except for reproduction in daily press and regular printed publications on sale to the public within 60 days of the event related to those data/results and always provided that copyright symbol appears together as follows below.
© DORNA, 2022

Official MotoGP Timing by TISSOT
www.motogp.com



Day 2 Session 1

MotoGP

Lap	Lap Time		T1	T2	T3	T4	Speed	Lap	Lap Time		T1	T2	T3	T4	Speed	
8	1'41.922	P	29.298	15.039	31.019	26.566	270.0	10	1'41.195		25.405	14.664	30.435	30.691	284.2	
9	1'49.124		32.219	15.144	30.810	30.951	279.7	11	1'40.552		25.323	14.648	30.015	30.566	285.7	
10	1'40.898		25.133	14.705	30.250	30.810	281.9	12	1'44.129		26.497	14.730	31.663	31.239	284.2	
11	1'46.763		26.671	16.471	32.466	31.155	234.2	13	1'41.003		25.400	14.682	30.230	30.691	284.2	
12	1'40.912		25.332	14.698	30.201	30.681	283.4	14	1'38.336	P	25.251	14.551	30.173	28.361	284.9	
13	1'40.355	P	26.349	15.487	31.460	27.059	275.5	15	1'52.303		32.786	15.463	32.555	31.499	276.9	
14	1'49.127		31.473	15.109	30.797	31.748	279.0	16	1'41.674		25.546	14.671	30.634	30.823	284.9	
15	1'41.099		25.310	14.713	30.139	30.937	282.7	17	1'41.522		25.501	14.662	30.491	30.868	279.7	
16	1'41.047		25.258	14.701	30.273	30.815	283.4	18	1'40.881		25.464	14.608	30.187	30.622	284.9	
17	1'40.794		25.404	14.725	29.929	30.736	281.9	19	1'40.570		25.454	14.528	29.921	30.667	286.4	
18	1'41.263		25.362	14.858	30.134	30.909	276.9	20	1'43.161		26.231	14.855	31.326	30.749	286.4	
19	1'41.337		25.295	14.830	30.230	30.982	280.5	21	1'40.010		25.278	14.506	29.884	30.342	288.0	
20	1'41.801		25.575	14.888	30.308	31.030	280.5	22	1'49.894	P	28.701	15.939	33.870	31.384	251.7	
21	1'43.177	P	27.956	15.498	32.232	27.491	274.8	23	1'52.201		32.298	15.400	32.929	31.574	278.3	
22	1'53.345		35.341	15.351	31.248	31.405	280.5	24	1'41.278		25.452	14.665	30.357	30.804	284.2	
23	1'41.528		25.445	14.882	30.165	31.036	279.7	25	1'40.821		25.327	14.536	30.152	30.806	286.4	
24	1'41.173		25.390	14.723	30.212	30.848	282.7	26	1'40.669		25.326	14.733	30.067	30.543	284.9	
25	1'41.348		25.397	14.813	30.251	30.887	281.2	27	1'39.880		25.164	14.482	29.854	30.380	289.5	
26	1'41.356		25.145	14.833	30.400	30.978	280.5	28	1'46.276		30.007	14.674	30.645	30.950	285.7	
27	1'41.429		25.443	14.836	30.252	30.898	283.4	29	1'47.087	P	28.966	16.948	32.696	28.477	188.1	
28	1'42.938		26.700	14.935	30.206	31.097	281.2	30	1'53.293		32.955	15.249	32.486	32.603	279.0	
29	1'41.472		25.409	14.776	30.167	31.120	281.2	31	1'42.608		26.138	14.719	30.679	31.072	283.4	
30	1'45.984	P	29.432	15.585	33.712	27.255	280.5	32	1'40.264		25.189	14.549	29.973	30.553	286.4	
31	1'48.521		33.213	14.787	30.004	30.517	282.7	33	1'40.156		25.092	14.516	30.006	30.542	286.4	
32	1'39.315		24.785	14.456	29.619	30.455	281.9	34	1'45.514		28.045	16.256	30.389	30.824	283.4	
33	1'40.984	P	28.235	15.161	30.793	26.795	282.7	35	1'40.213		25.020	14.685	30.014	30.494	284.9	
34	1'49.418		31.683	15.016	30.832	31.887	282.7	36	1'43.748	P	29.894	14.837	31.348	27.669	279.0	
35	1'45.097	P	28.060	15.334	34.407	27.296	277.6	37	1'51.196		33.290	15.300	31.604	31.002	278.3	
36	1'47.396		30.663	14.838	30.653	31.242	280.5	38	1'40.510		25.342	14.449	30.043	30.676	287.2	
37	1'39.749		25.079	14.561	29.622	30.487	283.4	39	1'39.403		24.940	14.463	29.798	30.202	284.9	
38	1'39.415		24.973	14.470	29.569	30.403	284.9	40	1'39.263		24.933	14.534	29.679	30.117	286.4	
39	1'36.550	P	26.502	14.448	29.804	25.796	286.4	41	1'47.562	P	28.985	15.839	33.277	29.461	267.3	
40	1'50.049		34.806	14.754	30.064	30.425	283.4	42	2'01.517	P	41.995	15.965	32.766	30.791	269.3	
41	1'39.356		24.870	14.535	29.635	30.316	282.7	43	1'51.045	P	32.132	16.714	33.330	28.869	191.4	
42	1'39.584		24.923	14.526	29.603	30.532	280.5	44	1'54.438		36.565	15.129	31.505	31.239	281.2	
43	1'39.026	P	26.619	14.882	31.004	26.521	281.9	45	1'40.595		25.383	14.568	29.957	30.687	284.9	
44	1'45.417		30.983	14.588	29.566	30.280	284.9	46	1'40.892		25.047	14.574	30.430	30.841	284.9	
45	1'38.724		24.779	14.413	29.450	30.082	288.0	47	1'40.086		24.956	14.613	30.004	30.513	285.7	
46	1'38.133	P	26.439	15.036	30.590	26.068	280.5	48	1'53.148		24.927	14.707	39.338	34.176	282.7	
47	1'51.673		30.230	15.094	32.462	33.887	280.5	49	1'40.067		25.061	14.567	29.904	30.535	285.7	
48	1'42.096		24.952	14.434	31.274	31.436	284.9	50	1'42.188	P	25.036	14.603	29.923	32.626	284.9	
49	1'39.367		24.872	14.548	29.505	30.442	283.4	51	2'11.499	P	48.864	15.708	32.864	34.063	280.5	
50	1'40.195		24.915	14.613	29.976	30.691	283.4	52	2'07.164	P	45.675	15.464	32.927	33.098	279.0	
	PIT		25.801	14.881	31.096	26.554	279.7	53	1'54.933		32.612	15.294	35.766	31.261	277.6	
22nd 87	Remy GARDNER		Tech 3 KTM Factory AUS						54	1'44.509		28.886	14.754	30.226	30.643	287.2
			Runs=13	Total laps=65	Full laps=43			55	1'40.240		25.087	14.505	30.069	30.579	288.0	
1	59'17.897		33.229	15.335	32.420	31.289	276.9	56	1'39.533		24.975	14.551	29.727	30.280	288.0	
2	1'40.817		25.365	14.688	30.248	30.516	284.2	57	1'39.653		24.996	14.479	29.822	30.356	289.5	
3	1'39.701		24.962	14.178	30.180	30.381		58	1'39.648		25.053	14.477	29.809	30.309	287.2	
4	1'47.896		30.320	15.024	31.082	31.470	284.9	59	1'40.304	P	26.802	14.841	31.209	27.452	284.2	
5	1'40.002		25.187	14.504	29.953	30.358	284.2	60	1'47.882		30.791	15.023	31.044	31.024	284.2	
6	1'44.257		26.040	15.803	31.443	30.971	267.3	61	1'39.272		25.113	14.476	29.547	30.136	287.2	
7	1'40.282		25.192	14.577	29.954	30.559	284.9	62	1'38.728		24.693	14.404	29.591	30.040	286.4	
8	1'37.257	P	25.144	14.510	29.952	27.651	284.2	63	1'39.493		24.874	14.507	29.837	30.275	281.2	
9	1'49.254		31.871	15.009	31.551	30.823	262.7	64	1'39.348		24.818	14.471	29.791	30.268	284.9	

Fastest Lap: Francesco BAGNAIA Ducati Lenovo Team ITA **1'36.872** 24.161 14.171 28.988 29.552

These data/results cannot be reproduced, stored and/or transmitted in whole or in part by any manner of electronic, mechanical, photocopying, recording, broadcasting or otherwise now known or herein after developed without the previous express consent by the copyright owner, except for reproduction in daily press and regular printed publications on sale to the public within 60 days of the event related to those data/results and always provided that copyright symbol appears together as follows below.
© DORNA, 2022

Official MotoGP Timing by TISSOT
www.motogp.com



Day 2 Session 1

MotoGP

Lap	Lap Time	T1	T2	T3	T4	Speed	Lap	Lap Time	T1	T2	T3	T4	Speed			
PIT							53	1'39.592	24.997	14.516	29.689	30.390	287.2			
23rd	50	Sylvain GUINTOLI					Suzuki Test Team			FRA						
		Runs=9		Total laps=57			Full laps=39									
		1	1:16'23.441	32.414	15.526	34.246	33.297	280.5	54	1'39.040	24.804	14.423	29.503	30.310	285.7	
		2	1'41.473	25.395	14.741	30.165	31.172	285.7	55	1'45.454	29.101	14.995	30.819	30.539	282.7	
		3	1'40.177	24.965	14.502	30.110	30.600	288.0	56	1'39.209	24.952	14.480	29.521	30.256	287.2	
		4	1'39.673	25.103	14.466	29.752	30.352	288.7	PIT							
		5	1'39.500	25.002	14.435	29.669	30.394	288.7	26.783	14.728	29.947	26.837	285.7			
		6	1'41.711	P	26.608	15.031	31.894	28.178	281.9	24th						
		7	1'50.152	31.696	15.325	31.308	31.823	277.6	26		Dani PEDROSA			Red Bull KTM Factory SPA		
		8	1'41.170	25.385	14.674	30.211	30.900	283.4	Runs=10		Total laps=59			Full laps=39		
9	1'40.000	25.070	14.537	29.757	30.636	285.7	1	20'16.844	32.790	15.907	32.302	32.391	264.7			
10	1'45.371	P	27.283	15.748	32.846	29.494	276.9	2	1'39.279	P	26.289	15.003	31.118	26.869	283.4	
11	1'49.306	31.644	15.190	30.926	31.546	281.9	3	1'50.254	32.126	15.414	31.361	31.353	267.9			
12	1'40.344	25.199	14.659	29.877	30.609	284.9	4	1'41.869	25.567	14.697	30.481	31.124	288.0			
13	1'41.355	25.052	14.629	30.952	30.722	286.4	5	1'40.915	25.189	14.582	30.368	30.776	291.1			
14	1'39.975	24.896	14.625	29.777	30.677	284.9	6	1'40.370	25.146	14.586	29.999	30.639	291.1			
15	1'43.169	P	27.079	15.139	32.379	28.572	282.7	7	1'40.419	25.046	14.534	30.121	30.718	289.5		
16	1'50.037	31.479	15.471	31.617	31.470	281.9	8	1'43.202	P	27.289	15.472	33.145	27.296	269.3		
17	1'40.937	25.163	14.800	30.055	30.919	281.9	9	1'48.398	31.280	15.049	30.941	31.128	281.2			
18	1'40.492	25.274	14.655	29.772	30.791	286.4	10	1'40.626	25.373	14.589	30.118	30.546	291.8			
19	1'43.719	P	27.019	15.171	32.810	28.719	281.9	11	1'39.603	24.846	14.543	29.814	30.400	289.5		
20	1'50.103	31.106	15.572	31.735	31.690	277.6	12	1'42.644	P	25.573	15.742	31.593	29.736	250.5		
21	1'37.993	P	25.911	14.847	30.519	26.716	281.2	13	1'50.389	31.965	15.265	30.976	32.183	281.2		
22	1'49.546	31.515	16.114	30.981	30.936	279.0	14	1'40.561	25.151	14.640	30.121	30.649	289.5			
23	1'40.491	25.252	14.521	29.946	30.772	284.2	15	1'40.261	25.179	14.663	29.875	30.544	290.3			
24	1'39.943	24.979	14.526	29.901	30.537	284.9	16	1'39.994	25.113	14.565	29.840	30.476	289.5			
25	1'39.997	25.086	14.542	29.786	30.583	284.9	17	1'40.178	24.958	14.534	29.951	30.735	289.5			
26	1'40.025	24.914	14.572	29.886	30.653	283.4	18	1'44.111	P	27.209	15.751	34.190	26.961	225.4		
27	1'39.949	24.965	14.550	29.748	30.686	284.9	19	1'50.017	31.636	15.262	31.593	31.526	280.5			
28	1'40.324	25.099	14.577	29.941	30.707	283.4	20	1'42.722	25.462	14.651	30.182	32.427	291.1			
29	1'40.134	25.149	14.571	29.750	30.664	284.9	21	1'40.496	25.267	14.509	30.076	30.644	292.6			
30	1'40.304	25.027	14.532	29.835	30.910	284.9	22	1'39.905	25.067	14.489	29.894	30.455	291.8			
31	1'40.331	24.985	14.582	29.906	30.858	284.9	23	1'39.507	24.934	14.432	29.652	30.489	291.8			
32	1'40.663	25.261	14.716	29.965	30.721	282.7	24	1'40.409	24.946	14.716	29.996	30.751	285.7			
33	1'40.484	25.125	14.678	29.969	30.712	284.9	25	1'40.408	25.142	14.560	29.951	30.755	291.8			
34	1'40.294	25.038	14.651	29.936	30.669	285.7	26	1'40.303	25.031	14.594	30.014	30.664	288.7			
35	1'40.684	P	26.754	14.898	30.781	28.251	284.2	27	1'40.069	25.121	14.567	29.823	30.558	291.8		
36	1'54.424	34.873	15.417	32.466	31.668	280.5	28	1'42.201	P	27.591	15.873	31.639	27.098	255.3		
37	1'37.913	P	25.539	14.618	30.559	27.197	286.4	29	1'50.135	31.248	15.630	31.530	31.727	272.7		
38	1'47.197	30.746	14.964	30.659	30.828	284.9	30	1'40.904	25.423	14.772	30.086	30.623	287.2			
39	1'39.885	25.077	14.507	29.895	30.406	287.2	31	1'40.278	25.101	14.580	29.974	30.623	290.3			
40	1'39.903	24.865	14.559	29.766	30.713	287.2	32	1'39.582	24.880	14.578	29.674	30.450	289.5			
41	1'40.548	24.882	14.465	30.837	30.364	286.4	33	1'39.814	24.899	14.511	29.921	30.483	290.3			
42	1'39.487	24.921	14.453	29.657	30.456	286.4	34	1'43.676	P	27.571	16.175	32.706	27.224	210.5		
43	1'39.697	25.014	14.452	29.781	30.450	286.4	35	1'51.150	31.663	15.655	31.938	31.894	275.5			
44	1'39.544	24.897	14.423	29.750	30.474	288.0	36	1'42.516	26.027	14.798	30.594	31.097	287.2			
45	1'42.081	26.675	14.478	29.869	31.059	288.7	37	1'40.295	25.114	14.615	29.932	30.634	285.7			
46	1'39.908	24.998	14.604	29.756	30.550	288.0	38	1'40.079	25.025	14.583	29.793	30.678	288.7			
47	1'39.640	24.988	14.533	29.677	30.442	288.7	39	1'39.942	25.000	14.574	29.784	30.584	288.7			
48	1'39.536	24.924	14.529	29.609	30.474	286.4	40	1'42.562	P	27.685	16.070	31.819	26.988	238.9		
49	1'39.544	24.939	14.506	29.687	30.412	287.2	41	1'50.384	31.641	15.633	31.542	31.568	281.9			
50	1'40.080	24.966	14.567	30.079	30.468	287.2	42	1'41.237	25.606	14.708	30.121	30.802	288.0			
51	1'39.282	P	26.591	14.933	30.286	27.472	285.7	43	1'45.218	26.182	16.573	31.808	30.655	203.7		
52	1'50.733	31.142	15.046	32.116	32.429	284.2	44	1'39.326	24.764	14.544	29.699	30.319	289.5			
							45	1'39.185	24.801	14.495	29.684	30.205	288.0			
							46	1'41.156	P	26.961	15.602	31.744	26.849	224.5		
							47	1'48.454	31.019	15.296	30.995	31.144	280.5			
							48	1'40.509	25.073	14.644	30.135	30.657	288.0			

Fastest Lap: Francesco BAGNAIA Ducati Lenovo Team ITA **1'36.872** 24.161 14.171 28.988 29.552

These data/results cannot be reproduced, stored and/or transmitted in whole or in part by any manner of electronic, mechanical, photocopying, recording, broadcasting or otherwise now known or herein after developed without the previous express consent by the copyright owner, except for reproduction in daily press and regular printed publications on sale to the public within 60 days of the event related to those data/results and always provided that copyright symbol appears together as follows below.
© DORNA, 2022

Official MotoGP Timing by TISSOT
www.motogp.com



Day 2 Session 1

MotoGP

Lap	Lap Time	T1	T2	T3	T4	Speed	Lap	Lap Time	T1	T2	T3	T4	Speed	
49	1'39.446	24.832	14.468	29.736	30.410	289.5	43	1'39.938	25.111	14.483	29.892	30.452	290.3	
50	1'39.549	24.904	14.521	29.711	30.413	288.7	44	1'40.838 P	25.514	14.631	32.623	28.070	285.7	
51	1'39.263	24.914	14.444	29.610	30.295	288.7	45	1'51.178	33.507	15.247	31.138	31.286	284.9	
52	1'39.567	24.809	14.486	29.744	30.528	288.7	46	1'41.294	25.344	14.818	30.253	30.879	288.0	
53	1'38.931 P	25.082	15.047	31.780	27.022	269.3	47	1'40.910	25.384	14.699	30.149	30.678	286.4	
54	1'48.826	31.638	15.206	30.827	31.155	283.4	48	1'40.066	25.131	14.492	29.970	30.473	290.3	
55	1'41.052	25.357	14.794	30.080	30.821	288.0	49	1'41.078	25.718	14.564	30.112	30.684	291.1	
56	1'40.124	25.039	14.587	29.938	30.560	291.8	50	1'44.834 P	26.299	15.231	33.536	29.768	288.0	
57	1'39.797	24.965	14.575	29.713	30.544	290.3	51	1'50.294	32.617	15.804	30.853	31.020	284.2	
58	1'39.495	24.971	14.557	29.606	30.361	289.5	52	1'41.133	25.200	15.043	30.262	30.628	288.7	
	PIT	25.561	14.739	30.317	26.358	287.2	53	1'39.800	25.007	14.529	29.962	30.302	289.5	
							54	1'39.312	24.825	14.421	29.782	30.284	291.1	
							55	1'44.042	28.183	14.868	30.381	30.610	290.3	
							56	1'43.414 P	25.120	14.553	33.033	30.708	290.3	
							57	1'49.280	31.688	15.266	31.005	31.321	283.4	
							58	1'40.984	25.444	14.592	30.368	30.580	288.0	
							59	1'40.773	25.157	14.511	30.507	30.598	291.1	
							60	1'40.548	25.324	14.522	30.269	30.433	288.7	
							61	1'39.769	25.066	14.498	29.851	30.354	290.3	
							62	1'39.986	25.076	14.541	29.970	30.399	288.7	
								PIT	30.352	18.774	34.988	32.128	137.9	
25th	72	Marco BEZZECCHI VR46 Racing Team ITA					Runs=9	Total laps=63	Full laps=45					
1	27'37.149	34.764	16.711	34.455	33.326	257.1								
2	1'43.194	26.297	14.912	30.848	31.137	286.4								
3	1'41.373	25.478	14.648	30.411	30.836	288.7								
4	1'41.760	26.056	14.607	30.106	30.991	289.5								
5	1'40.934	25.215	14.722	30.448	30.549	287.2								
6	1'40.676	25.386	14.595	30.175	30.520	289.5								
7	1'40.832	25.369	14.613	30.188	30.662	290.3								
8	1'42.481 P	27.986	14.859	30.945	28.691	286.4								
9	1'50.976	32.719	15.384	31.772	31.101	283.4								
10	1'41.221	25.568	14.702	30.293	30.658	288.7								
11	1'40.705	25.394	14.570	30.155	30.586	288.0								
12	1'40.910	25.466	14.536	30.276	30.632	289.5								
13	1'40.325	25.242	14.496	30.044	30.543	291.1								
14	1'41.210 P	28.819	14.617	30.106	27.668	290.3								
15	1'52.047	33.341	15.333	31.908	31.465	281.2								
16	1'42.427	26.342	14.667	30.436	30.982	284.2								
17	1'41.413	25.582	14.648	30.257	30.926	286.4								
18	1'40.792	25.447	14.544	30.046	30.755	287.2								
19	1'43.560	25.334	14.634	32.161	31.431	285.7								
20	1'41.276	25.417	14.685	30.428	30.746	286.4								
21	1'40.915	25.530	14.532	30.185	30.668	288.0								
22	1'45.702 P	28.753	15.452	32.443	29.054	267.3								
23	1'51.927	32.495	15.953	31.797	31.682	270.0								
24	1'42.250	25.951	14.897	30.372	31.030	285.7								
25	1'41.415	25.456	14.839	30.239	30.881	285.7								
26	1'42.286	25.868	15.147	30.444	30.827	284.2								
27	1'44.132	25.743	14.681	32.604	31.104	289.5								
28	1'40.833	25.486	14.683	30.066	30.598	287.2								
29	1'46.163 P	30.740	15.321	31.310	28.792	284.2								
30	2'00.882	33.975	18.634	36.317	31.956	160.7								
31	1'43.510	25.898	14.961	30.824	31.827	280.5								
32	1'41.340	25.548	14.632	30.236	30.924	287.2								
33	1'44.211	28.212	14.785	30.304	30.910	284.9								
34	1'41.507	25.774	14.682	30.333	30.718	287.2								
35	1'49.655 P	31.257	16.937	31.077	30.384	281.2								
36	1'53.755	32.436	16.350	32.965	32.004	258.9								
37	1'42.498	26.373	14.809	30.521	30.795	286.4								
38	1'41.773	25.858	14.801	30.202	30.912	284.9								
39	1'41.343	25.386	14.568	30.335	31.054	288.7								
40	1'50.088	33.842	14.917	30.585	30.744	288.0								
41	1'46.652	26.454	17.773	31.821	30.604	153.1								
42	1'40.933	25.247	14.557	30.562	30.567	290.3								
26th	40	Darryn BINDER WithU Yamaha RNF RSA					Runs=9	Total laps=54	Full laps=37					
1	48'14.856	32.404	16.003	32.179	32.483	269.3								
2	1'42.394	25.731	14.846	30.670	31.147	282.7								
3	1'41.764	25.448	14.755	30.452	31.109	284.2								
4	1'41.456	25.290	14.753	30.413	31.000	284.2								
5	1'40.960	25.233	14.677	30.136	30.914	284.9								
6	1'41.318	25.298	14.750	30.231	31.039	284.2								
7	1'41.303	25.362	14.855	30.214	30.872	281.2								
8	1'47.189 P	27.487	16.398	34.334	28.970	260.8								
9	1'55.692	32.835	15.615	35.279	31.963	274.8								
10	1'42.920	25.972	15.039	30.701	31.208	282.7								
11	1'41.485	25.370	14.756	30.240	31.119	284.2								
12	1'43.345	25.910	15.059	30.448	31.928	275.5								
13	1'44.315	25.563	14.843	32.905	31.004	276.9								
14	1'41.863	25.391	14.926	30.269	31.277	281.2								
15	1'41.460	25.220	14.703	30.375	31.162	281.2								
16	1'42.830 P	26.957	15.066	31.247	29.560	278.3								
17	1'52.904	33.437	15.651	32.026	31.790	270.6								
18	1'43.360	26.187	14.887	30.671	31.615	280.5								
19	1'42.027	25.374	14.932	30.320	31.401	279.7								
20	1'41.058	25.302	14.822	30.204	30.730	283.4								
21	1'40.806	25.158	14.764	30.086	30.798	282.7								
22	1'40.750	25.094	14.591	30.027	31.038	284.9								
23	1'44.391 P	28.877	15.509	31.422	28.583	272.0								
24	1'54.218	34.192	15.807	32.215	32.004	265.3								
25	1'42.955	26.053	14.909	30.493	31.500	284.2								
26	1'41.686	25.545	14.710	30.327	31.104	283.4								
27	1'41.174	25.506	14.762	29.979	30.927	284.9								
28	1'41.259	25.386	14.701	30.351	30.821	284.2								
29	1'40.748 P	25.665	14.820	30.552	29.711	284.2								
30	2:29'32.836	34.509	16.819			226.4								
31	1'51.097	31.953	15.443	31.990	31.711	266.6								
32	1'42.065	25.798	14.677	30.449	31.141	279.7								

Fastest Lap: Francesco BAGNAIA Ducati Lenovo Team ITA **1'36.872** 24.161 14.171 28.988 29.552

These data/results cannot be reproduced, stored and/or transmitted in whole or in part by any manner of electronic, mechanical, photocopying, recording, broadcasting or otherwise now known or herein after developed without the previous express consent by the copyright owner, except for reproduction in daily press and regular printed publications on sale to the public within 60 days of the event related to those data/results and always provided that copyright symbol appears together as follows below.
© DORNA, 2022



Day 2 Session 1

MotoGP

Lap	Lap Time	T1	T2	T3	T4	Speed	Lap	Lap Time	T1	T2	T3	T4	Speed
33	1'41.335	25.490	14.632	30.402	30.811	283.4							
34	2'02.189	43.909	15.713	31.172	31.395	276.9							
35	1'41.244	25.246	14.678	30.412	30.908	282.7							
36	1'41.064 P	25.298	15.500	31.517	28.749	273.4							
37	1'54.953	33.120	15.722	33.190	32.921	262.1							
38	1'42.785	26.295	14.727	30.683	31.080	284.2							
39	1'41.286	25.208	14.658	30.276	31.144	284.2							
40	1'40.713	25.182	14.697	30.175	30.659	284.9							
41	1'40.236	25.082	14.528	30.116	30.510	284.9							
42	1'40.437 P	25.542	14.998	30.792	29.105	279.7							
43	1'53.425	34.188	15.576	32.058	31.603	267.9							
44	1'42.019	25.624	14.708	30.622	31.065	281.9							
45	1'41.250	25.322	14.719	30.240	30.969	282.7							
46	1'40.836	25.201	14.598	30.288	30.749	284.9							
47	1'40.427	25.159	14.751	30.006	30.511	283.4							
48	1'40.389 P	25.568	14.710	30.978	29.133	286.4							
49	1'51.684	32.763	15.425	32.111	31.385	263.4							
50	1'40.976	25.373	14.584	30.273	30.746	284.9							
51	1'40.325	24.900	14.587	30.081	30.757	280.5							
52	1'40.102	24.952	14.596	29.896	30.658	279.7							
53	1'39.941	24.877	14.668	29.810	30.586	278.3							
	unfinished	28.851											

Fastest Lap: Francesco BAGNAIA	Ducati Lenovo Team	ITA	1'36.872	24.161	14.171	28.988	29.552
---------------------------------------	--------------------	-----	-----------------	--------	--------	--------	--------

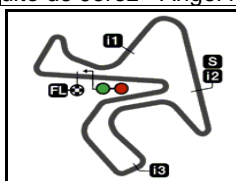
These data/results cannot be reproduced, stored and/or transmitted in whole or in part by any manner of electronic, mechanical, photocopying, recording, broadcasting or otherwise now known or herein after developed without the previous express consent by the copyright owner, except for reproduction in daily press and regular printed publications on sale to the public within 60 days of the event related to those data/results and always provided that copyright symbol appears together as follows below.

© DORNA, 2022

Official MotoGP Timing by **TISSOT**
www.motogp.com



Jerez de la Frontera, Friday, November 19, 2021 Page 14 of 14



4423 m.

JEREZ MOTOGP™ OFFICIAL TEST

Day 2 Session 1

Best Partial Times

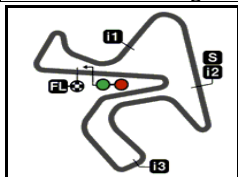
IT Ideal Lap Time, sum of the best partial times

BT Best Lap Time

T1		T2		T3		T4				IT	BT	
Pos	Rider	Time	Rider	Time	Rider	Time	Rider	Time	Pos	Rider	IT	BT
1	F.BAGNAIA	24.161	A.RINS	13.959	F.BAGNAIA	28.988	F.BAGNAIA	29.552	1	F.BAGNAIA	1'36.872	1'36.872 (1)
2	F.QUARTARARO	24.281	M.VIÑALES	14.003	A.RINS	29.022	F.QUARTARARO	29.642	2	A.RINS	1'37.073	1'37.423 (3)
3	P.ESPARGARO	24.339	J.MILLER	14.119	P.ESPARGARO	29.073	E.BASTIANINI	29.715	3	F.QUARTARARO	1'37.241	1'37.324 (2)
4	A.RINS	24.367	F.BAGNAIA	14.171	J.MILLER	29.089	A.RINS	29.725	4	M.VIÑALES	1'37.349	1'37.622 (5)
5	J.MIR	24.391	R.GARDNER	14.178	F.QUARTARARO	29.097	M.VIÑALES	29.728	5	J.MILLER	1'37.465	1'37.717 (9)
6	T.NAKAGAMI	24.395	A.ESPARGARO	14.189	T.NAKAGAMI	29.099	P.ESPARGARO	29.768	6	P.ESPARGARO	1'37.472	1'37.496 (4)
7	J.MILLER	24.401	F.QUARTARARO	14.221	A.MARQUEZ	29.113	J.MIR	29.775	7	E.BASTIANINI	1'37.553	1'37.698 (8)
8	M.VIÑALES	24.416	J.ZARCO	14.226	B.BINDER	29.132	L.MARINI	29.805	8	T.NAKAGAMI	1'37.587	1'37.672 (7)
9	E.BASTIANINI	24.423	E.BASTIANINI	14.248	E.BASTIANINI	29.167	T.NAKAGAMI	29.842	9	J.MIR	1'37.621	1'37.634 (6)
10	A.MARQUEZ	24.427	T.NAKAGAMI	14.251	J.MIR	29.190	J.MILLER	29.856	10	A.MARQUEZ	1'37.760	1'37.760 (10)
11	J.ZARCO	24.438	B.BINDER	14.256	M.VIÑALES	29.202	J.ZARCO	29.865	11	B.BINDER	1'37.844	1'37.942 (11)
12	F.MORBIDELLI	24.470	J.MARTIN	14.263	J.MARTIN	29.209	M.OLIVEIRA	29.871	12	J.ZARCO	1'37.875	1'38.160 (17)
13	L.MARINI	24.487	A.MARQUEZ	14.264	A.DOVIZIOSO	29.229	F.MORBIDELLI	29.890	13	A.ESPARGARO	1'37.976	1'38.149 (16)
14	B.BINDER	24.503	J.MIR	14.265	A.ESPARGARO	29.304	A.ESPARGARO	29.924	14	L.MARINI	1'37.979	1'38.025 (12)
15	A.DOVIZIOSO	24.529	A.DOVIZIOSO	14.270	M.OLIVEIRA	29.345	B.BINDER	29.953	15	A.DOVIZIOSO	1'37.992	1'38.029 (13)
16	A.ESPARGARO	24.559	P.ESPARGARO	14.292	J.ZARCO	29.346	A.MARQUEZ	29.956	16	F.MORBIDELLI	1'38.084	1'38.100 (15)
17	M.OLIVEIRA	24.560	M.OLIVEIRA	14.309	L.MARINI	29.357	A.DOVIZIOSO	29.964	17	M.OLIVEIRA	1'38.085	1'38.085 (14)
18	F.DI GIANNANTO	24.605	L.MARINI	14.330	F.MORBIDELLI	29.357	R.GARDNER	30.040	18	J.MARTIN	1'38.235	1'38.435 (18)
19	J.MARTIN	24.680	F.DI GIANNANTO	14.351	R.FERNANDEZ	29.396	R.FERNANDEZ	30.045	19	R.GARDNER	1'38.458	1'38.728 (22)
20	R.GARDNER	24.693	F.MORBIDELLI	14.367	F.DI GIANNANTO	29.442	L.SAVADORI	30.082	20	F.DI GIANNANTO	1'38.526	1'38.528 (19)
21	R.FERNANDEZ	24.734	R.FERNANDEZ	14.375	L.SAVADORI	29.450	J.MARTIN	30.083	21	R.FERNANDEZ	1'38.550	1'38.691 (20)
22	D.PEDROSA	24.764	L.SAVADORI	14.413	S.GUINTOLI	29.503	F.DI GIANNANTO	30.128	22	L.SAVADORI	1'38.724	1'38.724 (21)
23	L.SAVADORI	24.779	M.BEZZECCHI	14.421	R.GARDNER	29.547	D.PEDROSA	30.205	23	S.GUINTOLI	1'38.986	1'39.040 (23)
24	S.GUINTOLI	24.804	S.GUINTOLI	14.423	D.PEDROSA	29.606	S.GUINTOLI	30.256	24	D.PEDROSA	1'39.007	1'39.185 (24)

These data/results cannot be reproduced, stored and/or transmitted in whole or in part by any manner of electronic, mechanical, photocopying, recording, broadcasting or otherwise now known or herein after developed without the previous express consent by the copyright owner, except for reproduction in daily press and regular printed publications on sale to the public within 60 days of the event related to those data/results and always provided that copyright symbol appears together as follows below.
© DORNA, 2022





4423 m.

JEREZ MOTOGP™ OFFICIAL TEST

Day 2 Session 1

Best Partial Times

MotoGP™

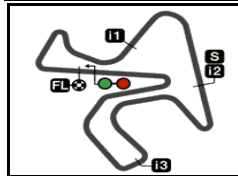
IT Ideal Lap Time, sum of the best partial times

BT Best Lap Time

T1		T2		T3		T4						
<i>Pos</i>	<i>Rider</i>	<i>Time</i>	<i>Rider</i>	<i>Time</i>	<i>Rider</i>	<i>Time</i>	<i>Rider</i>	<i>Time</i>	<i>Pos</i>	<i>Rider</i>	<i>IT</i>	<i>BT</i>
25	M.BEZZECCHI	24.825	D.PEDROSA	14.432	M.BEZZECCHI	29.782	M.BEZZECCHI	30.284	25	M.BEZZECCHI	1'39.312	1'39.312 (25)
26	D.BINDER	24.877	D.BINDER	14.528	D.BINDER	29.810	D.BINDER	30.510	26	D.BINDER	1'39.725	1'39.941 (26)

These data/results cannot be reproduced, stored and/or transmitted in whole or in part by any manner of electronic, mechanical, photocopying, recording, broadcasting or otherwise now known or herein after developed without the previous express consent by the copyright owner, except for reproduction in daily press and regular printed publications on sale to the public within 60 days of the event related to those data/results and always provided that copyright symbol appears together as follows below.
© DORNA, 2022






4423 m.

JEREZ MOTOGP™ OFFICIAL TEST

Day 2 Session 1

Fastest Laps Sequence

<i>Practice Time</i>	 <i>Rider</i>	<i>Nation</i>	<i>Motorcycle</i>	<i>Time</i>	<i>Km/h</i>	<i>Rider's Lap</i>
12'17.637	44 Pol ESPARGARO	SPA	HONDA	1'40.433	158.5	2
13'56.252	44 Pol ESPARGARO	SPA	HONDA	1'38.615	161.4	3
15'34.207	44 Pol ESPARGARO	SPA	HONDA	1'37.955	162.5	4
35'50.463	36 Joan MIR	SPA	SUZUKI	1'37.907	162.6	4
45'35.073	30 Takaaki NAKAGAMI	JPN	HONDA	1'37.902	162.6	3
47'12.745	30 Takaaki NAKAGAMI	JPN	HONDA	1'37.672	163.0	4
1:17'57.455	63 Francesco BAGNAIA	ITA	DUCATI	1'36.872	164.3	12

These data/results cannot be reproduced, stored and/or transmitted in whole or in part by any manner of electronic, mechanical, photocopying, recording, broadcasting or otherwise now known or herein after developed without the previous express consent by the copyright owner, except for reproduction in daily press and regular printed publications on sale to the public within 60 days of the event related to those data/results and always provided that copyright symbol appears together as follows below.

© DORNA, 2022

Official MotoGP Timing by TISSOT
www.motogp.com

Jerez de la Frontera, Friday, November 19, 2021

